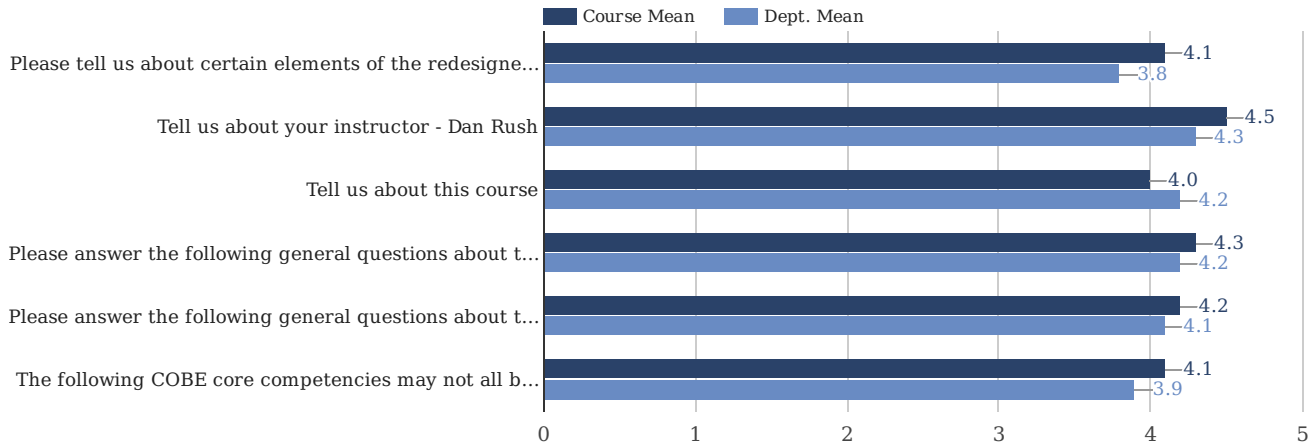


# Business Intelligence (Fall 2017)

Instructor: **Rush, Dan**  
 Section: **8**  
 Course Title: **Business Intelligence**  
 Course ID: **100801**  
 Objectives:

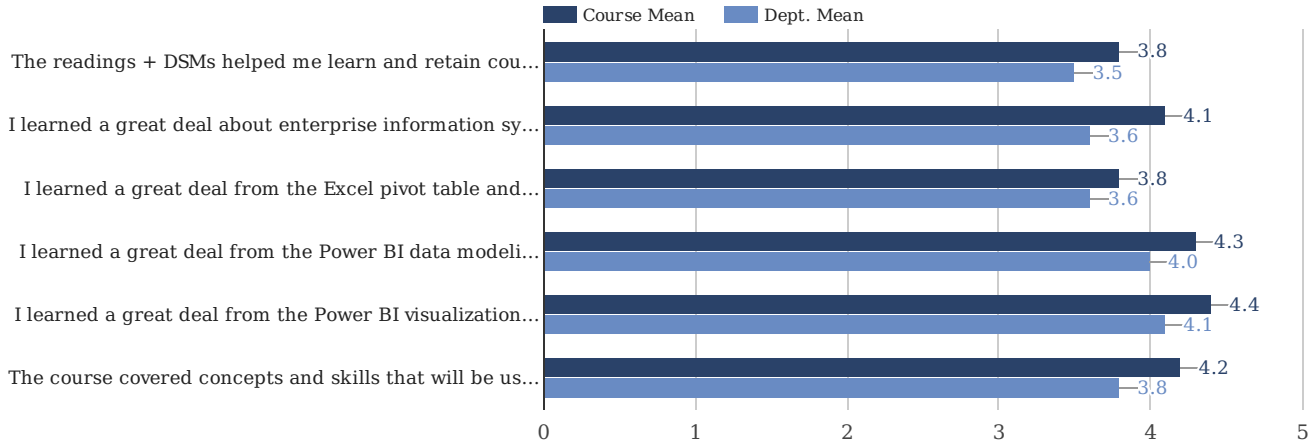
Enrollment: **36**  
 Responses Incl Declines: **34**  
 Declines: **0**

## Category Summary



Category	Number of Responses	Response Rate	Mean	Dept. Mean	Median	Dept. Median	STDEV
Please tell us about certain elements of the redesigned ITM310 course	203	94.0%	4.1	3.8	4.0	4.0	0.9
Tell us about your instructor - Dan Rush	101	93.5%	4.5	4.3	5.0	5.0	0.8
Tell us about this course	33	91.7%	4.0	4.2	4.0	4.0	0.9
Please answer the following general questions about the instructor - Dan Rush	68	94.4%	4.3	4.2	4.0	4.0	0.8
Please answer the following general questions about the course	237	94.0%	4.2	4.1	4.0	4.0	0.8
The following COBE core competencies may not all be relevant to this course. If not rate them as "N/A".	238	94.4%	4.1	3.9	4.0	4.0	0.9

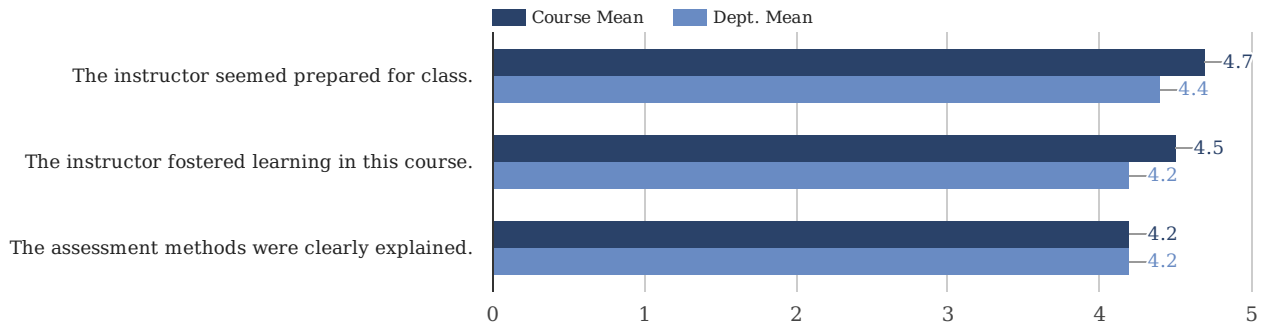
Please tell us about certain elements of the redesigned ITM310 course



Question	Number of Responses	Response Rate	Course Mean	Dept. Mean	Course Median	Dept. Median	STDEV	1	2	3	4	5	-1
The readings + DSMs helped me learn and retain course concepts.	34	94%	3.8	3.5	4.0	4.0	1.2	6%	12%	15%	35%	32%	0%
I learned a great deal about enterprise information systems in organizations.	34	94%	4.1	3.6	4.0	4.0	0.7	0%	0%	21%	50%	29%	0%
I learned a great deal from the Excel pivot table and charting assignments.	34	94%	3.8	3.6	4.0	4.0	1.1	3%	15%	18%	32%	32%	0%
I learned a great deal from the Power BI data modeling (query editor) assignments.	34	94%	4.3	4.0	4.0	4.0	0.7	0%	0%	15%	38%	47%	0%
I learned a great deal from the Power BI visualization assignments.	34	94%	4.4	4.1	5.0	4.0	0.8	0%	3%	9%	35%	53%	0%
The course covered concepts and skills that will be useful in my career.	33	91%	4.2	3.8	4.0	4.0	0.8	0%	3%	12%	45%	39%	0%

Note: 1:Strongly Disagree; 2:Disagree; 3:Neutral; 4:Agree; 5:Strongly Agree; -1:N/A;

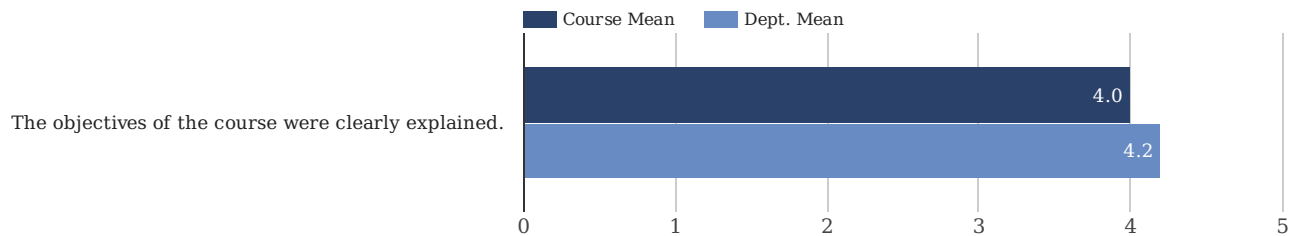
## Tell us about your instructor - Dan Rush



Question	Number of Responses	Response Rate	Course Mean	Dept. Mean	Course Median	Dept. Median	STDEV	1	2	3	4	5	-1
The instructor seemed prepared for class.	34	94%	4.7	4.4	5.0	5.0	0.5	0%	0%	3%	26%	68%	3%
The instructor fostered learning in this course.	34	94%	4.5	4.2	5.0	4.0	0.7	0%	3%	3%	35%	59%	0%
The assessment methods were clearly explained.	33	91%	4.2	4.2	4.0	4.0	0.9	0%	6%	15%	30%	48%	0%

Note: 1:Strongly Disagree; 2:Disagree; 3:Neutral; 4:Agree; 5:Strongly Agree; -1:N/A;

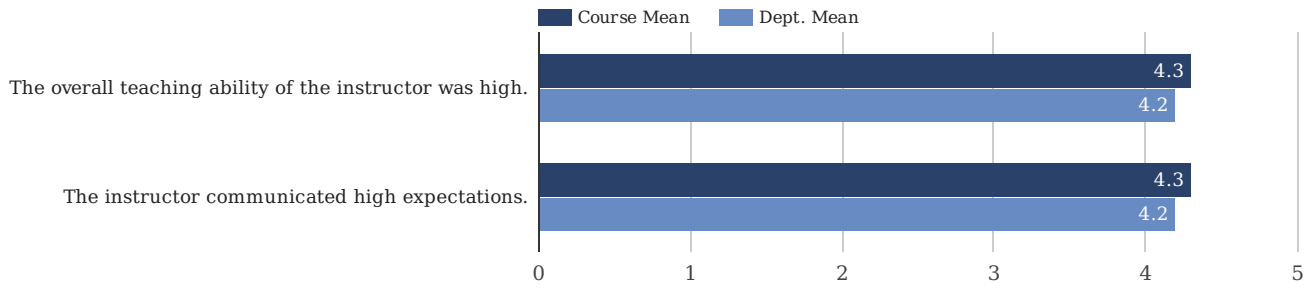
## Tell us about this course



Question	Number of Responses	Response Rate	Course Mean	Dept. Mean	Course Median	Dept. Median	STDEV	1	2	3	4	5	-1
The objectives of the course were clearly explained.	33	91%	4.0	4.2	4.0	4.0	0.9	3%	0%	24%	42%	30%	0%

Note: 1:Strongly Disagree; 2:Disagree; 3:Neutral; 4:Agree; 5:Strongly Agree; -1:N/A;

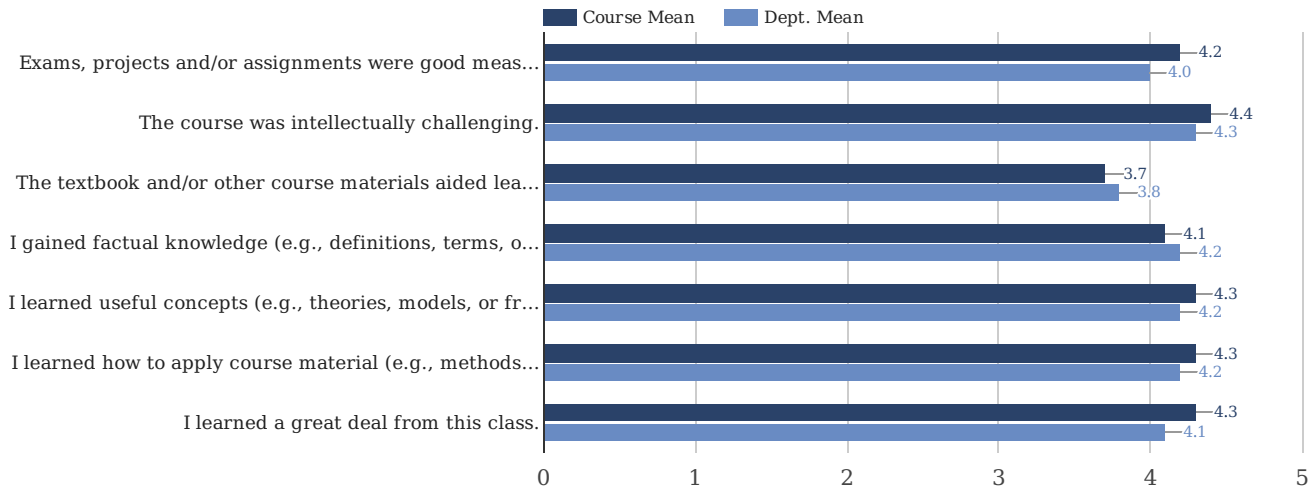
Please answer the following general questions about the instructor - Dan Rush



Question	Number of Responses	Response Rate	Course Mean	Dept. Mean	Course Median	Dept. Median	STDEV	1	2	3	4	5	-1
The overall teaching ability of the instructor was high.	34	94%	4.3	4.2	4.0	4.0	0.8	3%	0%	3%	50%	44%	0%
The instructor communicated high expectations.	34	94%	4.3	4.2	4.0	4.0	0.7	0%	3%	6%	44%	47%	0%

Note: 1:Strongly Disagree; 2:Disagree; 3:Neutral; 4:Agree; 5:Strongly Agree; -1:N/A;

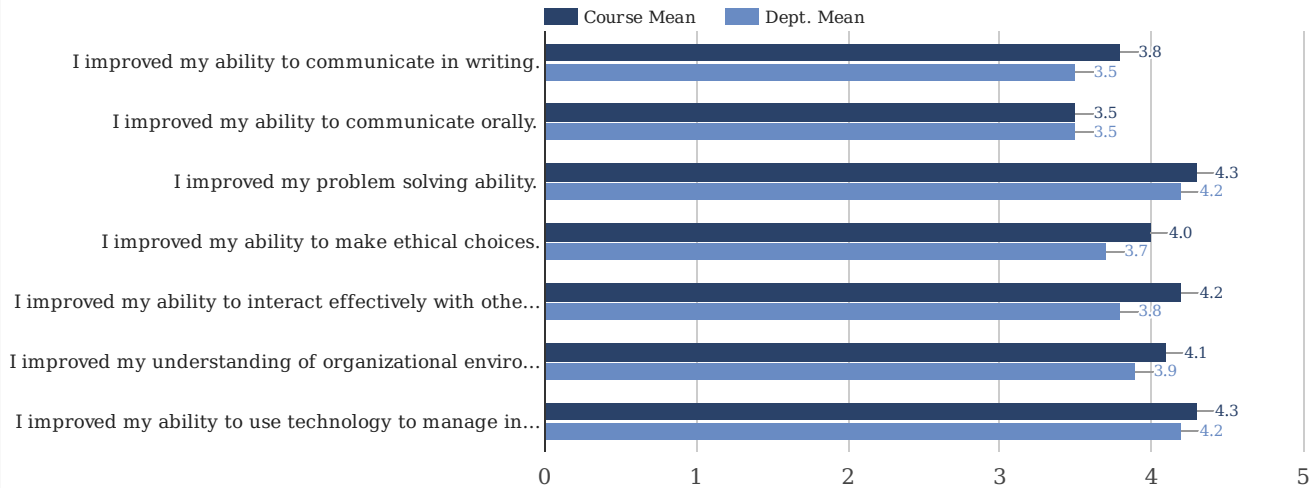
Please answer the following general questions about the course



Question	Number of Responses	Response Rate	Course Mean	Dept. Mean	Course Median	Dept. Median	STDEV	1	2	3	4	5	-1
Exams, projects and/or assignments were good measures of learning.	34	94%	4.2	4.0	4.0	4.0	1.0	3%	6%	9%	35%	47%	0%
The course was intellectually challenging.	34	94%	4.4	4.3	4.0	5.0	0.7	0%	3%	3%	47%	47%	0%
The textbook and/or other course materials aided learning.	34	94%	3.7	3.8	4.0	4.0	1.1	6%	6%	24%	38%	26%	0%
I gained factual knowledge (e.g., definitions, terms, or categories).	34	94%	4.1	4.2	4.0	4.0	0.7	0%	3%	12%	56%	29%	0%
I learned useful concepts (e.g., theories, models, or frameworks).	34	94%	4.3	4.2	4.0	4.0	0.6	0%	0%	6%	56%	38%	0%
I learned how to apply course material (e.g., methods, techniques, or procedures).	34	94%	4.3	4.2	4.0	4.0	0.7	0%	3%	6%	44%	47%	0%
I learned a great deal from this class.	33	91%	4.3	4.1	4.0	4.0	0.7	0%	0%	15%	42%	42%	0%

Note: 1:Strongly Disagree; 2:Disagree; 3:Neutral; 4:Agree; 5:Strongly Agree; -1:N/A;

The following COBE core competencies may not all be relevant to this course. If not rate them as "N/A".



Question	Number of Responses	Response Rate	Course Mean	Dept. Mean	Course Median	Dept. Median	STDEV	1	2	3	4	5	-1
I improved my ability to communicate in writing.	34	94%	3.8	3.5	4.0	4.0	0.9	0%	9%	21%	32%	24%	15%
I improved my ability to communicate orally.	34	94%	3.5	3.5	4.0	4.0	1.1	3%	12%	24%	24%	18%	21%
I improved my problem solving ability.	34	94%	4.3	4.2	5.0	4.0	0.9	3%	3%	3%	38%	50%	3%
I improved my ability to make ethical choices.	34	94%	4.0	3.7	4.0	4.0	0.9	0%	6%	18%	32%	26%	18%
I improved my ability to interact effectively with others in professional settings (e.g., in teams or person to person).	34	94%	4.2	3.8	4.0	4.0	0.8	0%	6%	9%	44%	35%	6%
I improved my understanding of organizational environments (e.g., global, social, economic, or legal).	34	94%	4.1	3.9	4.0	4.0	0.8	0%	3%	18%	47%	32%	0%
I improved my ability to use technology to manage information (e.g., to access, interpret, summarize, synthesize, or convey information).	34	94%	4.3	4.2	4.5	4.0	0.8	0%	3%	9%	38%	50%	0%

Note: 1:Strongly Disagree; 2:Disagree; 3:Neutral; 4:Agree; 5:Strongly Agree; -1:N/A;

## Demographics

## Business Intelligence (Fall 2017)

Instructor: **Rush, Dan**  
Subject: **ITM**  
Catalog & Section: **310 8**  
Course ID: **100801**  
Objectives:

Enrollment: **36**  
Responses Incl Declines: **34**  
Declines: **0**

Please tell us about certain elements of the redesigned ITM310 course (89 comments)

### Q: To improve the course, what are 2-3 things you would drop or do less of?

- 1 -DSM busy work
- 2 I would like to have more time for the quizzes.
- 3 Not so many Power Bi assignments
- 4 DSM's
- 5 To improve the course I would drop the excel assignments done through the MyIT lab at the beginning of the semester. Instead I would replace these with assignments done on excel without the program.
- 6 I didn't think the pivot tables were really useful
- 7 Less lecture, more examples  
Something else than the online modules
- 8 I would lecture less on the topics from the online Wiley textbook in class and do different type of homework on it.
- 9 In-class work, some of the projects at the beginning of semester
- 10 Use one platform to learn  
Lectures weren't effective
- 11 Less busy work & assignments on things we should already know (basic excel)
- 12
  1. less reading
  2. more learning in class so i know im benefitting from going to class
  3. less hw
- 13 drop some of the readings
- 14 I actually enjoyed the entire class.
- 15 N/A
- 16 the reading are very hard to follow.
- 17 I thought it was really an appropriate amount of work, just needs a lot more walkthrough
- 18 n/a
- 19 I think there could be better instructions on assignments  
  
I would drop the reading assignments
- 20 Less of a focus on Power BI would have been nice, because as someone who is not an ITM major I feel like it wasn't too useful.
- 21 Dont go over chapter we were supposed to have read as much save time for questions instead  
Figure out a way to give the people who have class on monday the same amount time that the tutoring lab is available as the people who have class any other day
- 22 No more reading assignments
- 23 I would do less excel simulations. They were almost identical assignments as the ones we completed in ITM 105.
- 24 drop lengthy readings
- 25 There were things that seemed excessive. Also, the material that we learned in class sometimes didn't correlate with the power bi assignments.
- 26 Out of class Power BI assignments,  
less powerpoint
- 27 n/a
- 28 -too many projects  
-less questions on exams

29 Less assignments about doing charts on powerBI

30 I would maybe do less of the excel assignments, since we knew how to do most of the things that were assigned already.

31 Less projects, more time to do them

**Q: To improve the course what are 2-3 things you would add or do more of?**

1 -Accessibility to computers that process power BI, and are fast and updated!

2 Levels in Assignments. Example, breaking the assignments an projects into parts that would be due before Sunday.

3 the comuters are not reliable and I have lost a project almost every time and had to restart

4 Projects, in-class time for assignments

5 During this course we spent a lot of time learning how to make good graphs and visuals, but I think it would improve the course to spend a bit more time on reading the visuals and understanding them.

6 The BI project was phenomenal in helping me learn how to apply this class to a real world scenario

7 Add more group activities  
Ways to study for quizzes/exams

8 I would focus more on harder analysis projects and preferably with more life-like data.

9 More Power BI stuff, KPIs

10 Examples in class  
BI taught more thoroughly by professor  
Grade our stuff on a timely manner

11 More time for Power BI & data modeling

12 more cowbell.

13 instead of readings add more to power points

14 Keep it up, unfortunately I can't add to this. I enjoyed the entire class.

15 N/A

16 He doesn't understand how smart he is and its very hard ti digest the inpormation. it is an information overload.

17 More walkthroughs of power bi!!! It seems like a really useful tool but was hard to navigate on my own with so much going on  
More walkthroughs of no assignments in class- having the walkthroughs made it so much easier to complete, which allowed me to actually pay attention to why I was doing the tasks and why it was effective, instead of just struggling through to try and piece together something that worked

18 Spend more time on projects and assignments

19 I would add another class time instead of making it a hybrid class

I would add some some better computers for the assignments around class

20 I think replacing the Power BI with more concepts and definition type things would have been more beneficial.

21 More time in class for going over assignments

22 More tutorials for BI projects

23 add more hands on experience in lecture too so when we go home we know what we are doing

24 Focus more on Power BI since that is all that the assignments are.

25 More hands on, regular Power BI demonstrations

26 more time in class learning power Bi. had to be self taught with friends in the library every sunday.

27 -more in class examples  
-more simulations

28 More DSM type work

29 I would do more of the in class assignments -- those were a good way to practice for the at home projects.

30 More reviewing for quizzes, I never quite knew what to expect for them

**Q: Please provide a twitter length description of this course (Maximum 140 characters)**



- 1 What I liked most about this course is that it teaches you how to put a businesses numbers into power BI to analyze it's strengths and weaknesses. This ability to find where more profits might be hiding will help any Business student in the long run.
- 2 Visualizations and Data Analysis.
- 3 Very heavy homework class, yet very informative and cool. This class presents a new age way of data analysis.
- 4 Course covered useful topics relating to data analyzation and that can later be applied to a variety of careers.
- 5 This class will definitely force you to ask yourself productive questions to figure out the solutions
- 6 The weekly assignments helped me learn the material. It was weird to go most of the semester hardly interacting with classmates then doing an eoy group project.
- 7 The overall analysis projects are incredibly useful to get a taste for students interested in analysis work in the future but just barely scratches the surface to get real project experience
- 8 Data analysis using Power BI
- 9 Twitter has 280 characters now so this request has no validity,
- 10 The course seemed kind of disjointed, but I did learn a lot in it.
- 11 this course was very informative but having a better way for students to want to show up to class would be crucial .
- 12 Learn how to use vital business analysis software and how to incorporate it as a valuable skillset for resume building and career development.
- 13 N/A
- 14 This course teaches how to convey information within a business in a visually descriptive way, and educates on the technological side behind a business, including information in areas such as supply chain, risk management, operations and data usage.
- 15 N/a
- 16 A class to teach you about basic IT concepts and power BI
- 17 Course was very informative very worthwhile to come to once a week and I learned a lot of new interesting information
- 18 Introduction to Power BI and information technology systems that allow students to analyze data and make decisions based on said data.
- 19 ITM 310 has a lot of practical information with real world applications.
- 20 This course is about learning about information systems and making decisions based on data knowledge.
- 21 Really enjoyed this class, it introduced many concepts that I have never known about before this class.
- 22 We learned how to use Power BI.
- 23 I learned quite a bit about a topic that i would have otherwise known absolutely nothing about. The homework can be tedious but also helpful.
- 24 this course helps take Power Bi from the classroom to the workplace.
- 25 Using data to make easily understandable visualizations
- 26 It's a class with a lot of busy work and terminology that you never hear.
- 27 The class provided an overview of how big data is used by companies to pick out important trends. These trends are used to make important improvements in the company.
- 28 This is a hands on course that allows you to learn by doing.

Tell us about this course (51 comments)

**Q: Which aspects of this course were most valuable to your overall learning experience?**

- 1 Power BI and Excel work
- 2 Learning Power BI
- 3 learning power bi
- 4 I found the projects and assignments to be the most valuable as they made us apply the concepts we were learning in class.
- 5 The final part A
- 6 The weekly assignments

- 7 powerbi and excel
- 8 Power BI Projects
- 9 BI was self taught
- 10 Learning about data modeling, pivot charts, and power BI.
- 11 Power BI was very valuable to my learning and is one thing i expect to use out of this course
- 12 Interactive assignments. For example, the interactive excel assignments where you follow a set series of steps and get live guidance to assist you.
- 13 n/a
- 14 using power bi to communicate through visualizations
- 15 Instructors knowledge
- 16 Learning power BI
- 17 Professor always available for questions and help when needed
- 18 Learning the basics of Power BI to formulate data.
- 19 Power BI
- 20 the hands on experiences
- 21 The final project
- 22 power Bi charts
- 23 Excel Simulations
- 24 Learning how to use PowerBI
- 25 Power BI projects.
- 26 The online book and DSM's were very helpful.

**Q: What barriers to learning, if any, did you experience in this course?**

- 1 The DSM's didn't help me. They only kept me from working on more insightful assignments
- 2 Overall, I think there is a lot of work an that was a little tedious. But, I like that it is an Hybrid Class. It would be nice, if this were a 3 hour class and one week would be submission one or! a 1st 8 week class.
- 3 none
- 4 It was inconvenient that PowerBi was used so much yet does not work on Macs. Otherwise, none.
- 5 Class for once a week for an hour was a little rough but I made it work
- 6 Some technological difficulties
- 7 N/A
- 8 Lack of class participation
- 9 Not having access to BI on my laptop
- 10 I felt like the way the assignments/quizzes were named (based on week) were extremely confusing and hard to keep track.
- 11 n/a
- 12 When we go over in materials, we usually don't go through them and get it cover in class, while we will have to go back to blackboard and see a pre-recorded lecture to learn the rest of it.
- 13 expectations on projects, while basic directions were conveyed I didn't have an understanding of the depth and breadth needed
- 14 The language of computer systems
- 15 Only having class once a week
- 16 It was really, really confusing to me the first couple weeks to find everything. Three books, 2 programs, blackboard, and two courses on Pearson. It was a bit much.
- 17 none
- 18 I barely understand Power BI. Information technology seems to go right over my head.
- 19 n/a

20 technology in power bi is a new concept and was hard to grasp on your own

---

21 Even one week to the end of the class, assignments from October have not been graded. This is very frustrating to me, as it leaves me unaware of my approximate final grade.

---

22 n/a

---

23 Had no wifi for half the semester

---

24 I couldn't use my own computer for the power BI assignments. It was a bit inconvenient but overall all right.

---

25 I could not use the software with my mac computer.

## Business Intelligence (Fall 2017)

Instructor: **Rush, Dan**  
 Subject: **ITM**  
 Catalog & Section: **310 8**  
 Course ID: **100801**  
 Objectives:

Enrollment: **36**  
 Responses Incl Declines: **34**  
 Declines: **0**

### Please tell us about certain elements of the redesigned ITM310 course

Question	Number of Responses	Response Rate	Course Mean	Dept. Mean	Course Median	Dept. Median
The readings + DSMs helped me learn and retain course concepts.	34	94%	3.8	3.5	4.0	4.0
I learned a great deal about enterprise information systems in organizations.	34	94%	4.1	3.6	4.0	4.0
I learned a great deal from the Excel pivot table and charting assignments.	34	94%	3.8	3.6	4.0	4.0
I learned a great deal from the Power BI data modeling (query editor) assignments.	34	94%	4.3	4.0	4.0	4.0
I learned a great deal from the Power BI visualization assignments.	34	94%	4.4	4.1	5.0	4.0
The course covered concepts and skills that will be useful in my career.	33	91%	4.2	3.8	4.0	4.0

Note: 1:Strongly Disagree; 2:Disagree; 3:Neutral; 4:Agree; 5:Strongly Agree; -1:N/A;

### Tell us about your instructor - Dan Rush

Question	Number of Responses	Response Rate	Course Mean	Dept. Mean	Course Median	Dept. Median
The instructor seemed prepared for class.	34	94%	4.7	4.4	5.0	5.0
The instructor fostered learning in this course.	34	94%	4.5	4.2	5.0	4.0
The assessment methods were clearly explained.	33	91%	4.2	4.2	4.0	4.0

Note: 1:Strongly Disagree; 2:Disagree; 3:Neutral; 4:Agree; 5:Strongly Agree; -1:N/A;

### Tell us about this course

Question	Number of Responses	Response Rate	Course Mean	Dept. Mean	Course Median	Dept. Median
The objectives of the course were clearly explained.	33	91%	4.0	4.2	4.0	4.0

Note: 1:Strongly Disagree; 2:Disagree; 3:Neutral; 4:Agree; 5:Strongly Agree; -1:N/A;

Please answer the following general questions about the instructor - Dan Rush

Question	Number of Responses	Response Rate	Course Mean	Dept. Mean	Course Median	Dept. Median
The overall teaching ability of the instructor was high.	34	94%	4.3	4.2	4.0	4.0
The instructor communicated high expectations.	34	94%	4.3	4.2	4.0	4.0

Note: 1:Strongly Disagree; 2:Disagree; 3:Neutral; 4:Agree; 5:Strongly Agree; -1:N/A;

Please answer the following general questions about the course

Question	Number of Responses	Response Rate	Course Mean	Dept. Mean	Course Median	Dept. Median
Exams, projects and/or assignments were good measures of learning.	34	94%	4.2	4.0	4.0	4.0
The course was intellectually challenging.	34	94%	4.4	4.3	4.0	5.0
The textbook and/or other course materials aided learning.	34	94%	3.7	3.8	4.0	4.0
I gained factual knowledge (e.g., definitions, terms, or categories).	34	94%	4.1	4.2	4.0	4.0
I learned useful concepts (e.g., theories, models, or frameworks).	34	94%	4.3	4.2	4.0	4.0
I learned how to apply course material (e.g., methods, techniques, or procedures).	34	94%	4.3	4.2	4.0	4.0
I learned a great deal from this class.	33	91%	4.3	4.1	4.0	4.0

Note: 1:Strongly Disagree; 2:Disagree; 3:Neutral; 4:Agree; 5:Strongly Agree; -1:N/A;

The following COBE core competencies may not all be relevant to this course. If not rate them as "N/A".

Question	Number of Responses	Response Rate	Course Mean	Dept. Mean	Course Median	Dept. Median
I improved my ability to communicate in writing.	34	94%	3.8	3.5	4.0	4.0
I improved my ability to communicate orally.	34	94%	3.5	3.5	4.0	4.0
I improved my problem solving ability.	34	94%	4.3	4.2	5.0	4.0
I improved my ability to make ethical choices.	34	94%	4.0	3.7	4.0	4.0
I improved my ability to interact effectively with others in professional settings (e.g., in teams or person to person).	34	94%	4.2	3.8	4.0	4.0
I improved my understanding of organizational environments (e.g., global, social, economic, or legal).	34	94%	4.1	3.9	4.0	4.0
I improved my ability to use technology to manage information (e.g., to access, interpret, summarize, synthesize, or convey information).	34	94%	4.3	4.2	4.5	4.0

Note: 1:Strongly Disagree; 2:Disagree; 3:Neutral; 4:Agree; 5:Strongly Agree; -1:N/A;

Please tell us about certain elements of the redesigned ITM310 course (89 comments)

**Q: To improve the course, what are 2-3 things you would drop or do less of?**

- 1 -DSM busy work
- 2 I would like to have more time for the quizzes.
- 3 Not so many Power Bi assignments
- 4 DSM's
- 5 To improve the course I would drop the excel assignments done through the MyIT lab at the beginning of the semester. Instead I would replace these with assignments done on excel without the program.
- 6 I didn't think the pivot tables were really useful
- 7 Less lecture, more examples  
Something else than the online modules
- 8 I would lecture less on the topics from the online Wiley textbook in class and do different type of homework on it.
- 9 In-class work, some of the projects at the beginning of semester
- 10 Use one platform to learn  
Lectures weren't effective
- 11 Less busy work & assignments on things we should already know (basic excel)
- 12 1. less reading  
2. more learning in class so i know im benefitting from going to class  
3. less hw
- 13 drop some of the readings
- 14 I actually enjoyed the entire class.
- 15 N/A
- 16 the reading are very hard to follow.
- 17 I thought it was really an appropriate amount of work, just needs a lot more walkthrough
- 18 n/a
- 19 I think there could be better instructions on assignments  
  
I would drop the reading assignments
- 20 Less of a focus on Power BI would have been nice, because as someone who is not an ITM major I feel like it wasn't too useful.
- 21 Dont go over chapter we were supposed to have read as much save time for questions instead  
Figure out a way to give the people who have class on monday the same amount time that the tutoring lab is available as the people who have class any other day
- 22 No more reading assignments
- 23 I would do less excel simulations. They were almost identical assignments as the ones we completed in ITM 105.
- 24 drop lengthy readings
- 25 There were things that seemed excessive. Also, the material that we learned in class sometimes didn't correlate with the power bi assignments.
- 26 Out of class Power BI assignments,  
less powerpoint
- 27 n/a
- 28 -too many projects  
-less questions on exams
- 29 Less assignments about doing charts on powerBI
- 30 I would maybe do less of the excel assignments, since we knew how to do most of the things that were assigned already.
- 31 Less projects, more time to do them

**Q: To improve the course what are 2-3 things you would add or do more of?**

- 1 -Accessibility to computers that process power BI, and are fast and updated!
- 2 Levels in Assignments. Example, breaking the assignments an projects into parts that would be due before Sunday.
- 3 the comuters are not reliable and I have lost a project almost every time and had to restart

- 4 Projects, in-class time for assignments
- 5 During this course we spent a lot of time learning how to make good graphs and visuals, but I think it would improve the course to spend a bit more time on reading the visuals and understanding them.
- 6 The BI project was phenomenal in helping me learn how to apply this class to a real world scenario
- 7 Add more group activities  
Ways to study for quizzes/exams
- 8 I would focus more on harder analysis projects and preferably with more life-like data.
- 9 More Power BI stuff, KPIs
- 10 Examples in class  
BI taught more thoroughly by professor  
Grade our stuff on a timely manner
- 11 More time for Power BI & data modeling
- 12 more cowbell.
- 13 instead of readings add more to power points
- 14 Keep it up, unfortunately I can't add to this. I enjoyed the entire class.
- 15 N/A
- 16 He doesn't understand how smart he is and its very hard ti digest the inportmation. it is an information overload.
- 17 More walkthroughs of power bi!!! It seems like a really useful tool but was hard to navigate on my own with so much going on  
More walkthroughs of no assignments in class- having the walkthroughs made it so much easier to complete, which allowed me to actually pay attention to why I was doing the tasks and why it was effective, instead of just struggling through to try and piece together something that worked
- 18 Spend more time on projects and assignments
- 19 I would add another class time instead of making it a hybrid class  
  
I would add some some better computers for the assignments around class
- 20 I think replacing the Power BI with more concepts and definition type things would have been more beneficial.
- 21 More time in class for going over assignments
- 22 More tutorials for BI projects
- 23 add more hands on experience in lecture too so when we go home we know what we are doing
- 24 Focus more on Power BI since that is all that the assignments are.
- 25 More hands on, regular Power BI demonstrations
- 26 more time in class learning power Bi. had to be self taught with friends in the library every sunday.
- 27 -more in class examples  
-more simulations
- 28 More DSM type work
- 29 I would do more of the in class assignments -- those were a good way to practice for the at home projects.
- 30 More reviewing for quizzes, I never quite knew what to expect for them

**Q: Please provide a twitter length description of this course (Maximum 140 characters)**

- 1 What I liked most about this course is that it teaches you how to put a businesses numbers into power BI to analyze it's strengths and weaknesses. This ability to find where more profits might be hiding will help any Business student in the long run.
- 2 Visualizations and Data Analysis.
- 3 Very heavy homework class, yet very informative and cool. This class presents a new age way of data analysis.
- 4 Course covered useful topics relating to data analyzation and that can later be applied to a variety of careers.
- 5 This class will definitely force you to ask yourself productive questions to figure out the solutions
- 6 The weekly assignments helped me learn the material. It was weird to go most of the semester hardly interacting with classmates then doing an eoy group project.
- 7 The overall analysis projects are incredibly useful to get a taste for students interested in analysis work in the future but just barely scratches the surface to get real project experience

- 8 Data analysis using Power BI
- 9 Twitter has 280 characters now so this request has no validity,
- 10 The course seemed kind of disjointed, but I did learn a lot in it.
- 11 this course was very informative but having a better way for students to want to show up to class would be crucial .
- 12 Learn how to use vital business analysis software and how to incorporate it as a valuable skillset for resume building and career development.
- 13 N/A
- 14 This course teaches how to convey information within a business in a visually descriptive way, and educates on the technological side behind a business, including information in areas such as supply chain, risk management, operations and data usage.
- 15 N/a
- 16 A class to teach you about basic IT concepts and power BI
- 17 Course was very informative very worthwhile to come to once a week and I learned a lot of new interesting information
- 18 Introduction to Power BI and information technology systems that allow students to analyze data and make decisions based on said data.
- 19 ITM 310 has a lot of practical information with real world applications.
- 20 This course is about learning about information systems and making decisions based on data knowledge.
- 21 Really enjoyed this class, it introduced many concepts that I have never known about before this class.
- 22 We learned how to use Power BI.
- 23 I learned quite a bit about a topic that i would have otherwise known absolutely nothing about. The homework can be tedious but also helpful.
- 24 this course helps take Power Bi from the classroom to the workplace.
- 25 Using data to make easily understandable visualizations
- 26 It's a class with a lot of busy work and terminology that you never hear.
- 27 The class provided an overview of how big data is used by companies to pick out important trends. These trends are used to make important improvements in the company.
- 28 This is a hands on course that allows you to learn by doing.

Tell us about this course (51 comments)

**Q: Which aspects of this course were most valuable to your overall learning experience?**

- 1 Power BI and Excel work
- 2 Learning Power BI
- 3 learning power bi
- 4 I found the projects and assignments to be the most valuable as they made us apply the concepts we were learning in class.
- 5 The final part A
- 6 The weekly assignments
- 7 powerbi and excel
- 8 Power BI Projects
- 9 BI was self taught
- 10 Learning about data modeling, pivot charts, and power BI.
- 11 Power Bi was very valuable to my learning and is one thing i expect to use out of this course
- 12 Interactive assignments. For example, the interactive excel assignments where you follow a set series of steps and get live guidance to assist you.
- 13 n/a
- 14 using power bi to communicate through visualizations



- 15 Instructors knowledge
- 16 Learning power BI
- 17 Professor always available for questions and help when needed
- 18 Learning the basics of Power BI to formulate data.
- 19 Power BI
- 20 the hands on experiences
- 21 The final project
- 22 power Bi charts
- 23 Excel Simulations
- 24 Learning how to use PowerBI
- 25 Power BI projects.
- 26 The online book and DSM's were very helpful.

**Q: What barriers to learning, if any, did you experience in this course?**

- 1 The DSM's didn't help me. They only kept me from working on more insightful assignments
- 2 Overall, I think there is a lot of work an that was a little tedious. But, I like that it is an Hybrid Class. It would be nice, if this were a 3 hour class and one week would be submission one or! a 1st 8 week class.
- 3 none
- 4 It was inconvenient that PowerBi was used so much yet does not work on Macs. Otherwise, none.
- 5 Class for once a week for an hour was a little rough but I made it work
- 6 Some technological difficulties
- 7 N/A
- 8 Lack of class participation
- 9 Not having access to BI on my laptop
- 10 I felt like the way the assignments/quizzes were named (based on week) were extremely confusing and hard to keep track.
- 11 n/a
- 12 When we go over in materials, we ususally don't go through them and get it cover in class, while we will have to go back to blackboard and see a pre-recorded lecture to learn the rest of it.
- 13 expectations on projects, while basic directions were conveyed I didn't have an understanding of the depth and breadth needed
- 14 The language of computer systems
- 15 Only having class once a week
- 16 It was really, really confusing to me the first couple weeks to find everything. Three books, 2 programs, blackboard, and two courses on Pearson. It was a bit much.
- 17 none
- 18 I barely understand Power BI. Information technology seems to go right over my head.
- 19 n/a
- 20 technology in power bi is a new concept and was hard to grasp on your own
- 21 Even one week to the end of the class, assignments from October have not been graded. This is very frustrating to me, as it leaves me unaware of my approximate final grade.
- 22 n/a
- 23 Had no wifi for half the semester
- 24 I couldn't use my own computer for the power BI assignments. It was a bit inconvenient but overall all right.
- 25 I could not use the software with my mac computer.

# Business Intelligence (Fall 2017)

Instructor: **Rush, Dan**  
 Subject: **ITM**  
 Catalog & Section: **310 8**

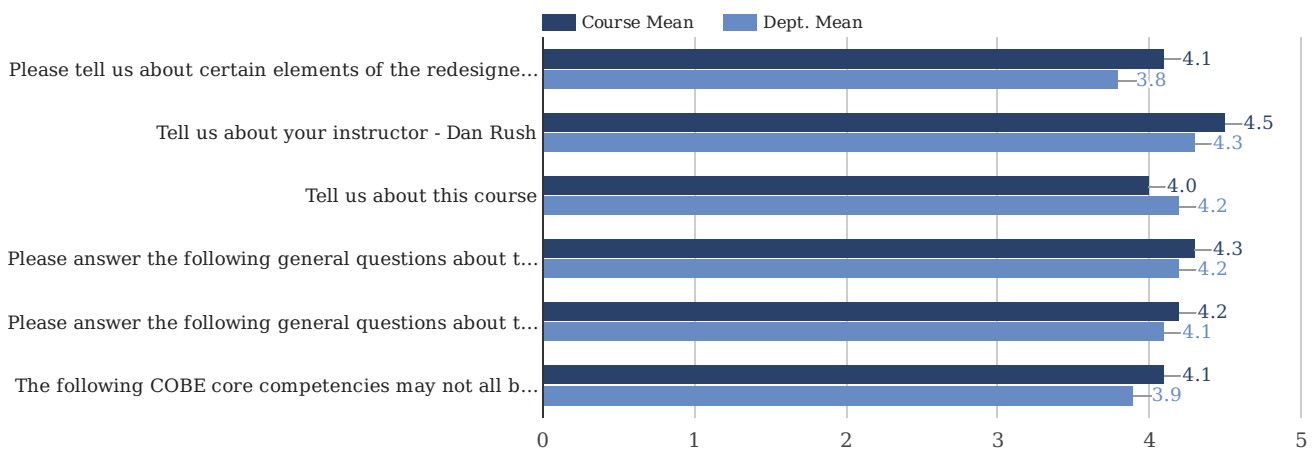
Enrollment: **36**  
 Responses Incl Declines: **34**  
 Declines: **0**

## Instructions

To print or save, select [View as PDF](#), then print or save from the PDF Viewer. ~ Results for Instructor Added Questions are found at end of report.

## Core Questions

### Category Summary



### Please tell us about certain elements of the redesigned ITM310 course

Question	Number of Responses	Response Rate	STDEV	1	2	3	4	5	-1
The readings + DSMs helped me learn and retain course concepts.	34	94%	1.2	6%	12%	15%	35%	32%	0%
I learned a great deal about enterprise information systems in organizations.	34	94%	0.7	0%	0%	21%	50%	29%	0%
I learned a great deal from the Excel pivot table and charting assignments.	34	94%	1.1	3%	15%	18%	32%	32%	0%
I learned a great deal from the Power BI data modeling (query editor) assignments.	34	94%	0.7	0%	0%	15%	38%	47%	0%
I learned a great deal from the Power BI visualization assignments.	34	94%	0.8	0%	3%	9%	35%	53%	0%
The course covered concepts and skills that will be useful in my career.	33	91%	0.8	0%	3%	12%	45%	39%	0%

Note: 1:Strongly Disagree; 2:Disagree; 3:Neutral; 4:Agree; 5:Strongly Agree; -1:N/A;

### Tell us about your instructor - Dan Rush

Question	Number of Responses	Response Rate	STDEV	1	2	3	4	5	-1
The instructor seemed prepared for class.	34	94%	0.5	0%	0%	3%	26%	68%	3%
The instructor fostered learning in this course.	34	94%	0.7	0%	3%	3%	35%	59%	0%
The assessment methods were clearly explained.	33	91%	0.9	0%	6%	15%	30%	48%	0%

Note: 1:Strongly Disagree; 2:Disagree; 3:Neutral; 4:Agree; 5:Strongly Agree; -1:N/A;

### Tell us about this course

Question	Number of Responses	Response Rate	STDEV	1	2	3	4	5	-1
The objectives of the course were clearly explained.	33	91%	0.9	3%	0%	24%	42%	30%	0%

Note: 1:Strongly Disagree; 2:Disagree; 3:Neutral; 4:Agree; 5:Strongly Agree; -1:N/A;

### Please answer the following general questions about the instructor - Dan Rush

Question	Number of Responses	Response Rate	STDEV	1	2	3	4	5	-1
The overall teaching ability of the instructor was high.	34	94%	0.8	3%	0%	3%	50%	44%	0%
The instructor communicated high expectations.	34	94%	0.7	0%	3%	6%	44%	47%	0%

Note: 1:Strongly Disagree; 2:Disagree; 3:Neutral; 4:Agree; 5:Strongly Agree; -1:N/A;

### Please answer the following general questions about the course

Question	Number of Responses	Response Rate	STDEV	1	2	3	4	5	-1
Exams, projects and/or assignments were good measures of learning.	34	94%	1.0	3%	6%	9%	35%	47%	0%
The course was intellectually challenging.	34	94%	0.7	0%	3%	3%	47%	47%	0%
The textbook and/or other course materials aided learning.	34	94%	1.1	6%	6%	24%	38%	26%	0%
I gained factual knowledge (e.g., definitions, terms, or categories).	34	94%	0.7	0%	3%	12%	56%	29%	0%
I learned useful concepts (e.g., theories, models, or frameworks).	34	94%	0.6	0%	0%	6%	56%	38%	0%
I learned how to apply course material (e.g., methods, techniques, or procedures).	34	94%	0.7	0%	3%	6%	44%	47%	0%
I learned a great deal from this class.	33	91%	0.7	0%	0%	15%	42%	42%	0%

Note: 1:Strongly Disagree; 2:Disagree; 3:Neutral; 4:Agree; 5:Strongly Agree; -1:N/A;

The following COBE core competencies may not all be relevant to this course. If not rate them as "N/A".

Question	Number of Responses	Response Rate	STDEV	1	2	3	4	5	-1
I improved my ability to communicate in writing.	34	94%	0.9	0%	9%	21%	32%	24%	15%
I improved my ability to communicate orally.	34	94%	1.1	3%	12%	24%	24%	18%	21%
I improved my problem solving ability.	34	94%	0.9	3%	3%	3%	38%	50%	3%
I improved my ability to make ethical choices.	34	94%	0.9	0%	6%	18%	32%	26%	18%
I improved my ability to interact effectively with others in professional settings (e.g., in teams or person to person).	34	94%	0.8	0%	6%	9%	44%	35%	6%
I improved my understanding of organizational environments (e.g., global, social, economic, or legal).	34	94%	0.8	0%	3%	18%	47%	32%	0%
I improved my ability to use technology to manage information (e.g., to access, interpret, summarize, synthesize, or convey information).	34	94%	0.8	0%	3%	9%	38%	50%	0%

Note: 1:Strongly Disagree; 2:Disagree; 3:Neutral; 4:Agree; 5:Strongly Agree; -1:N/A;

Tell us about this course (51 comments)

**Q: What barriers to learning, if any, did you experience in this course?**

- 1 The DSM's didn't help me. They only kept me from working on more insightful assignments
- 2 Overall, I think there is a lot of work an that was a little tedious. But, I like that it is an Hybrid Class. It would be nice, if this were a 3 hour class and one week would be submission one or! a 1st 8 week class.
- 3 none
- 4 It was inconvenient that PowerBi was used so much yet does not work on Macs. Otherwise, none.
- 5 Class for once a week for an hour was a little rough but I made it work
- 6 Some technological difficulties
- 7 N/A
- 8 Lack of class participation
- 9 Not having access to BI on my laptop
- 10 I felt like the way the assignments/quizzes were named (based on week) were extremely confusing and hard to keep track.
- 11 n/a
- 12 When we go over in materials, we usually don't go through them and get it cover in class, while we will have to go back to blackboard and see a pre-recorded lecture to learn the rest of it.
- 13 expectations on projects, while basic directions were conveyed I didn't have an understanding of the depth and breadth needed
- 14 The language of computer systems
- 15 Only having class once a week
- 16 It was really, really confusing to me the first couple weeks to find everything. Three books, 2 programs, blackboard, and two courses on Pearson. It was a bit much.
- 17 none
- 18 I barely understand Power BI. Information technology seems to go right over my head.
- 19 n/a
- 20 technology in power bi is a new concept and was hard to grasp on your own
- 21 Even one week to the end of the class, assignments from October have not been graded. This is very frustrating to me, as it leaves me unaware of my approximate final grade.
- 22 n/a

23 Had no wifi for half the semester

24 I couldn't use my own computer for the power BI assignments. It was a bit inconvenient but overall all right.

25 I could not use the software with my mac computer.

**Q: Which aspects of this course were most valuable to your overall learning experience?**

1 Power BI and Excel work

2 Learning Power BI

3 learning power bi

4 I found the projects and assignments to be the most valuable as they made us apply the concepts we were learning in class.

5 The final part A

6 The weekly assignments

7 powerbi and excel

8 Power BI Projects

9 BI was self taught

10 Learning about data modeling, pivot charts, and power BI.

11 Power Bi was very valuable to my learning and is one thing i expect to use out of this course

12 Interactive assignments. For example, the interactive excel assignments where you follow a set series of steps and get live guidance to assist you.

13 n/a

14 using power bi to communicate through visualizations

15 Instructors knowledge

16 Learning power BI

17 Professor always available for questions and help when needed

18 Learning the basics of Power BI to formulate data.

19 Power BI

20 the hands on experiences

21 The final project

22 power Bi charts

23 Excel Simulations

24 Learning how to use PowerBI

25 Power BI projects.

26 The online book and DSM's were very helpful.

Please tell us about certain elements of the redesigned ITM310 course (89 comments)

**Q: To improve the course, what are 2-3 things you would drop or do less of?**

1 -DSM busy work

2 I would like to have more time for the quizzes.

3 Not so many Power Bi assignments

4 DSM's

5 To improve the course I would drop the excel assignments done through the MyIT lab at the beginning of the semester. Instead I would replace these with assignments done on excel without the program.

6 I didn't think the pivot tables were really useful

7 Less lecture, more examples

Something else than the online modules

- 8 I would lecture less on the topics from the online Wiley textbook in class and do different type of homework on it.
- 9 In-class work, some of the projects at the beginning of semester
- 10 Use one platform to learn  
Lectures weren't effective
- 11 Less busy work & assignments on things we should already know (basic excel)
- 12 1. less reading  
2. more learning in class so i know im benefitting from going to class  
3. less hw
- 13 drop some of the readings
- 14 I actually enjoyed the entire class.
- 15 N/A
- 16 the reading are very hard to follow.
- 17 I thought it was really an appropriate amount of work, just needs a lot more walkthrough
- 18 n/a
- 19 I think there could be better instructions on assignments  
  
I would drop the reading assignments
- 20 Less of a focus on Power BI would have been nice, because as someone who is not an ITM major I feel like it wasn't too useful.
- 21 Dont go over chapter we were supposed to have read as much save time for questions instead  
Figure out a way to give the people who have class on monday the same amount time that the tutoring lab is available as the people who have class any other day
- 22 No more reading assignments
- 23 I would do less excel simulations. They were almost identical assignments as the ones we completed in ITM 105.
- 24 drop lengthy readings
- 25 There were things that seemed excessive. Also, the material that we learned in class sometimes didn't correlate with the power bi assignments.
- 26 Out of class Power BI assignments,  
less powerpoint
- 27 n/a
- 28 -too many projects  
-less questions on exams
- 29 Less assignments about doing charts on powerBI
- 30 I would maybe do less of the excel assignments, since we knew how to do most of the things that were assigned already.
- 31 Less projects, more time to do them

**Q: To improve the course what are 2-3 things you would add or do more of?**

- 1 -Accessibility to computers that process power BI, and are fast and updated!
- 2 Levels in Assignments. Example, breaking the assignments an projects into parts that would be due before Sunday.
- 3 the comuters are not reliable and I have lost a project almost every time and had to restart
- 4 Projects, in-class time for assignments
- 5 During this course we spent a lot of time learning how to make good graphs and visuals, but I think it would improve the course to spend a bit more time on reading the visuals and understanding them.
- 6 The BI project was phenomenal in helping me learn how to apply this class to a real world scenario
- 7 Add more group activities  
Ways to study for quizzes/exams
- 8 I would focus more on harder analysis projects and preferably with more life-like data.
- 9 More Power BI stuff, KPIs

- 10 Examples in class  
BI taught more thoroughly by professor  
Grade our stuff on a timely manner
- 11 More time for Power BI & data modeling
- 12 more cowbell.
- 13 instead of readings add more to power points
- 14 Keep it up, unfortunately I can't add to this. I enjoyed the entire class.
- 15 N/A
- 16 He doesn't understand how smart he is and it's very hard to digest the information. It is an information overload.
- 17 More walkthroughs of power BI!!! It seems like a really useful tool but was hard to navigate on my own with so much going on  
More walkthroughs of no assignments in class- having the walkthroughs made it so much easier to complete, which allowed me to actually pay attention to why I was doing the tasks and why it was effective, instead of just struggling through to try and piece together something that worked
- 18 Spend more time on projects and assignments
- 19 I would add another class time instead of making it a hybrid class  
  
I would add some better computers for the assignments around class
- 20 I think replacing the Power BI with more concepts and definition type things would have been more beneficial.
- 21 More time in class for going over assignments
- 22 More tutorials for BI projects
- 23 add more hands on experience in lecture too so when we go home we know what we are doing
- 24 Focus more on Power BI since that is all that the assignments are.
- 25 More hands on, regular Power BI demonstrations
- 26 more time in class learning power BI. had to be self taught with friends in the library every Sunday.
- 27 -more in class examples  
-more simulations
- 28 More DSM type work
- 29 I would do more of the in class assignments -- those were a good way to practice for the at home projects.
- 30 More reviewing for quizzes, I never quite knew what to expect for them

**Q: Please provide a twitter length description of this course (Maximum 140 characters)**

- 1 What I liked most about this course is that it teaches you how to put a businesses numbers into power BI to analyze it's strengths and weaknesses. This ability to find where more profits might be hiding will help any Business student in the long run.
- 2 Visualizations and Data Analysis.
- 3 Very heavy homework class, yet very informative and cool. This class presents a new age way of data analysis.
- 4 Course covered useful topics relating to data analyzation and that can later be applied to a variety of careers.
- 5 This class will definitely force you to ask yourself productive questions to figure out the solutions
- 6 The weekly assignments helped me learn the material. It was weird to go most of the semester hardly interacting with classmates then doing an eoy group project.
- 7 The overall analysis projects are incredibly useful to get a taste for students interested in analysis work in the future but just barely scratches the surface to get real project experience
- 8 Data analysis using Power BI
- 9 Twitter has 280 characters now so this request has no validity,
- 10 The course seemed kind of disjointed, but I did learn a lot in it.
- 11 this course was very informative but having a better way for students to want to show up to class would be crucial .
- 12 Learn how to use vital business analysis software and how to incorporate it as a valuable skillset for resume building and career development.
- 13 N/A

- 14 This course teaches how to convey information within a business in a visually descriptive way, and educates on the technological side behind a business, including information in areas such as supply chain, risk management, operations and data usage.
- 
- 15 N/a
- 
- 16 A class to teach you about basic IT concepts and power BI
- 
- 17 Course was very informative very worthwhile to come to once a week and I learned a lot of new interesting information
- 
- 18 Introduction to Power BI and information technology systems that allow students to analyze data and make decisions based on said data.
- 
- 19 ITM 310 has a lot of practical information with real world applications.
- 
- 20 This course is about learning about information systems and making decisions based on data knowledge.
- 
- 21 Really enjoyed this class, it introduced many concepts that I have never known about before this class.
- 
- 22 We learned how to use Power BI.
- 
- 23 I learned quite a bit about a topic that i would have otherwise known absolutely nothing about. The homework can be tedious but also helpful.
- 
- 24 this course helps take Power Bi from the classroom to the workplace.
- 
- 25 Using data to make easily understandable visualizations
- 
- 26 It's a class with a lot of busy work and terminology that you never hear.
- 
- 27 The class provided an overview of how big data is used by companies to pick out important trends. These trends are used to make important improvements in the company.
- 
- 28 This is a hands on course that allows you to learn by doing.

## Instructor Added Questions

### Quantitative Questions

No Data.