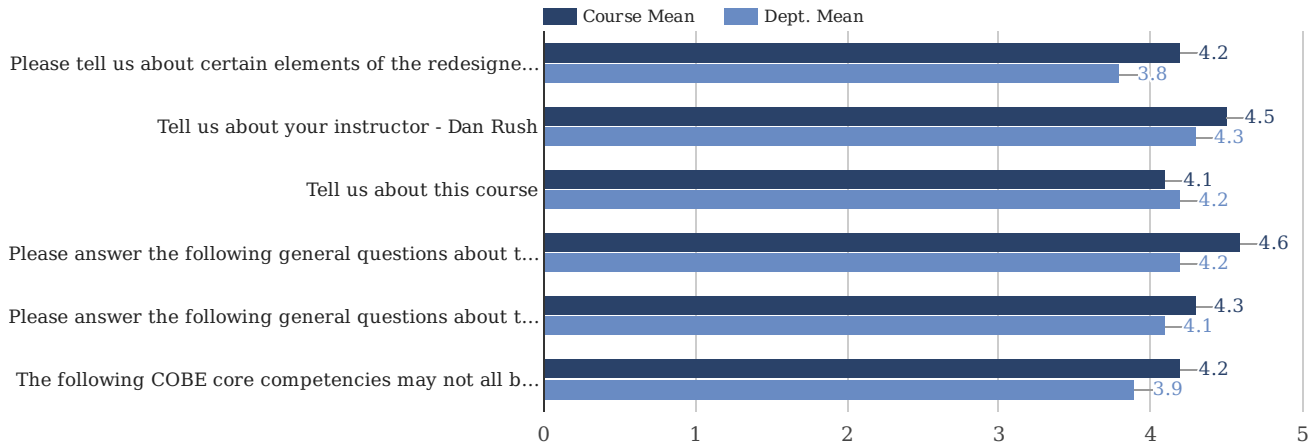


Business Intelligence (Fall 2017)

Instructor: **Rush, Dan**
 Section: **5**
 Course Title: **Business Intelligence**
 Course ID: **100801**
 Objectives:

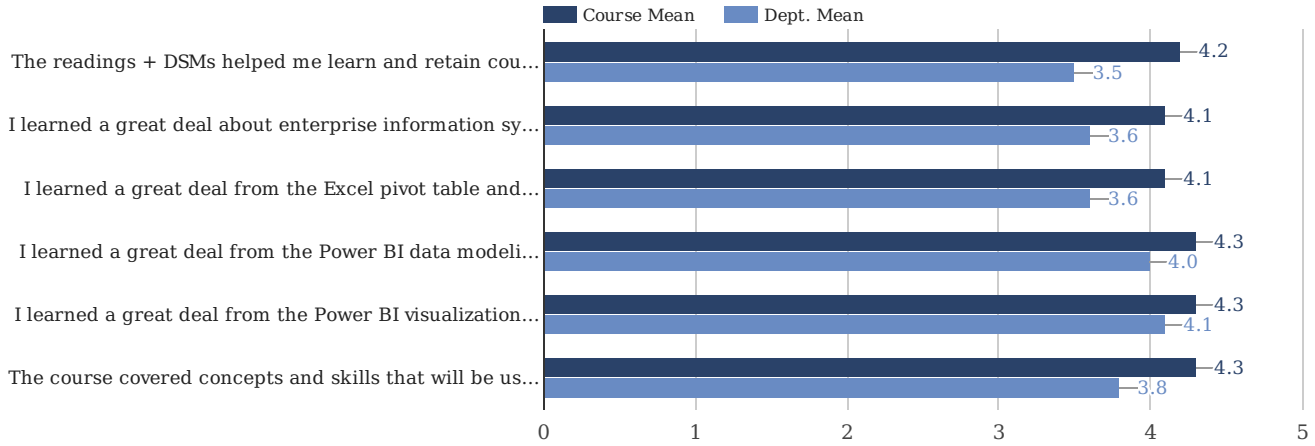
Enrollment: **41**
 Responses Incl Declines: **31**
 Declines: **0**

Category Summary



Category	Number of Responses	Response Rate	Mean	Dept. Mean	Median	Dept. Median	STDEV
Please tell us about certain elements of the redesigned ITM310 course	186	75.6%	4.2	3.8	4.0	4.0	0.9
Tell us about your instructor - Dan Rush	93	75.6%	4.5	4.3	5.0	5.0	0.7
Tell us about this course	30	73.2%	4.1	4.2	4.0	4.0	0.8
Please answer the following general questions about the instructor - Dan Rush	62	75.6%	4.6	4.2	5.0	4.0	0.6
Please answer the following general questions about the course	217	75.6%	4.3	4.1	4.0	4.0	0.8
The following COBE core competencies may not all be relevant to this course. If not rate them as "N/A".	217	75.6%	4.2	3.9	4.0	4.0	0.8

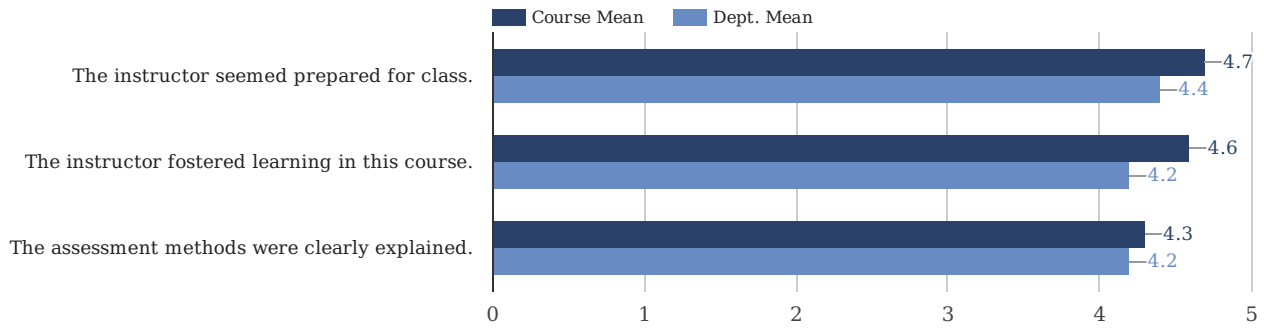
Please tell us about certain elements of the redesigned ITM310 course



Question	Number of Responses	Response Rate	Course Mean	Dept. Mean	Course Median	Dept. Median	STDEV	1	2	3	4	5	-1
The readings + DSMs helped me learn and retain course concepts.	31	75%	4.2	3.5	4.0	4.0	0.8	0%	6%	6%	45%	42%	0%
I learned a great deal about enterprise information systems in organizations.	31	75%	4.1	3.6	4.0	4.0	0.8	0%	6%	10%	48%	35%	0%
I learned a great deal from the Excel pivot table and charting assignments.	31	75%	4.1	3.6	4.0	4.0	0.8	0%	3%	19%	42%	35%	0%
I learned a great deal from the Power BI data modeling (query editor) assignments.	31	75%	4.3	4.0	4.0	4.0	0.7	0%	0%	16%	39%	45%	0%
I learned a great deal from the Power BI visualization assignments.	31	75%	4.3	4.1	5.0	4.0	1.1	6%	0%	13%	19%	61%	0%
The course covered concepts and skills that will be useful in my career.	31	75%	4.3	3.8	4.0	4.0	0.8	0%	0%	19%	35%	45%	0%

Note: 1:Strongly Disagree; 2:Disagree; 3:Neutral; 4:Agree; 5:Strongly Agree; -1:N/A;

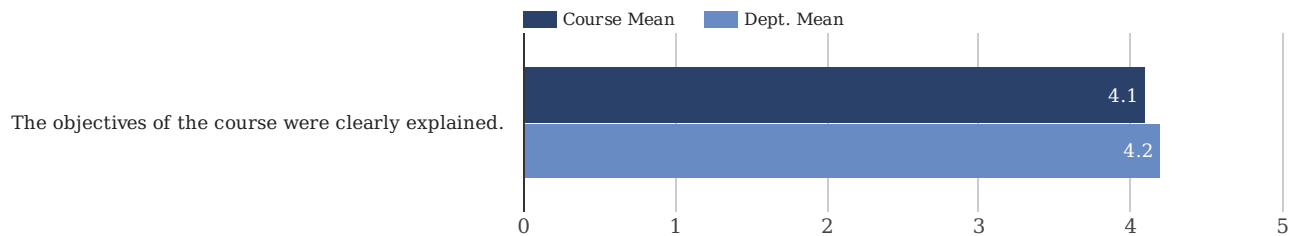
Tell us about your instructor - Dan Rush



Question	Number of Responses	Response Rate	Course Mean	Dept. Mean	Course Median	Dept. Median	STDEV	1	2	3	4	5	-1
The instructor seemed prepared for class.	31	75%	4.7	4.4	5.0	5.0	0.4	0%	0%	0%	26%	74%	0%
The instructor fostered learning in this course.	31	75%	4.6	4.2	5.0	4.0	0.6	0%	0%	6%	29%	65%	0%
The assessment methods were clearly explained.	31	75%	4.3	4.2	5.0	4.0	0.9	3%	0%	10%	35%	52%	0%

Note: 1:Strongly Disagree; 2:Disagree; 3:Neutral; 4:Agree; 5:Strongly Agree; -1:N/A;

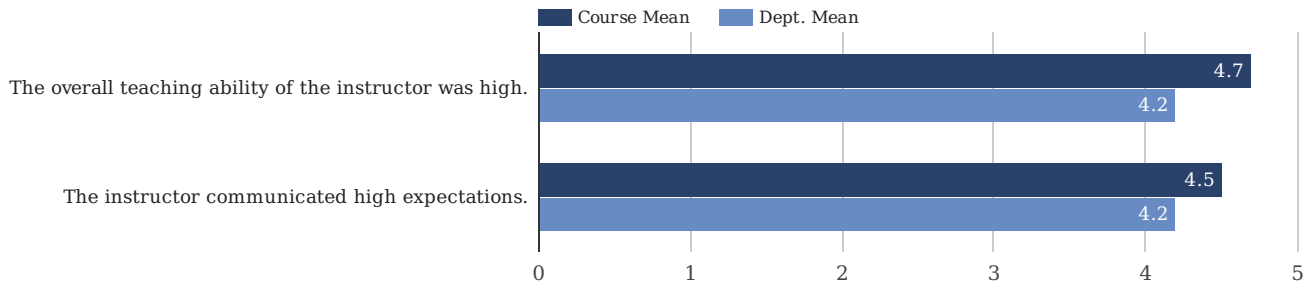
Tell us about this course



Question	Number of Responses	Response Rate	Course Mean	Dept. Mean	Course Median	Dept. Median	STDEV	1	2	3	4	5	-1
The objectives of the course were clearly explained.	30	73%	4.1	4.2	4.0	4.0	0.8	3%	0%	10%	53%	33%	0%

Note: 1:Strongly Disagree; 2:Disagree; 3:Neutral; 4:Agree; 5:Strongly Agree; -1:N/A;

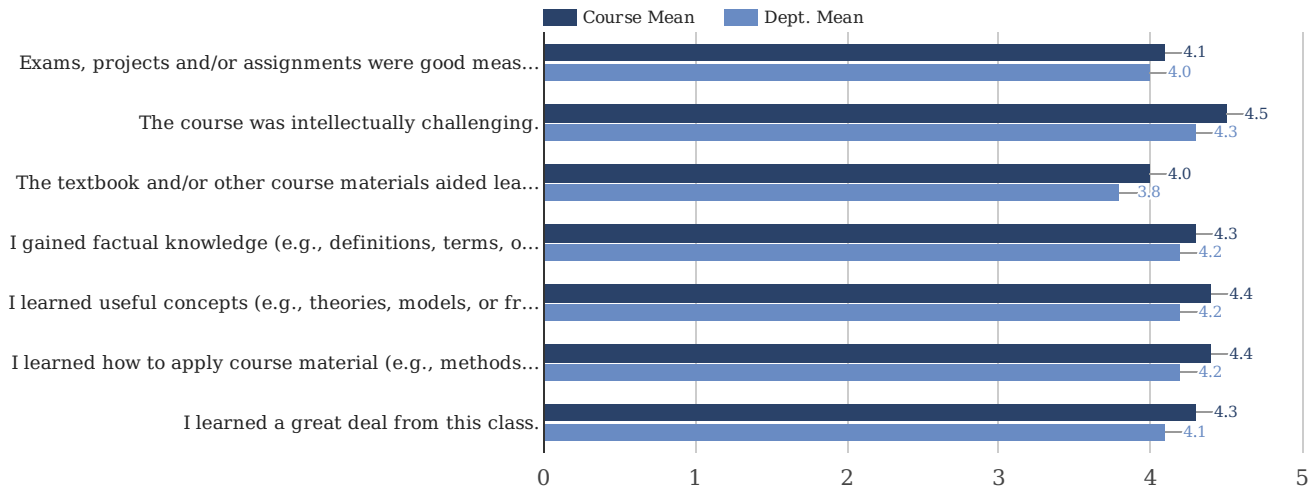
Please answer the following general questions about the instructor - Dan Rush



Question	Number of Responses	Response Rate	Course Mean	Dept. Mean	Course Median	Dept. Median	STDEV	1	2	3	4	5	-1
The overall teaching ability of the instructor was high.	31	75%	4.7	4.2	5.0	4.0	0.5	0%	0%	0%	29%	71%	0%
The instructor communicated high expectations.	31	75%	4.5	4.2	5.0	4.0	0.6	0%	0%	6%	32%	61%	0%

Note: 1:Strongly Disagree; 2:Disagree; 3:Neutral; 4:Agree; 5:Strongly Agree; -1:N/A;

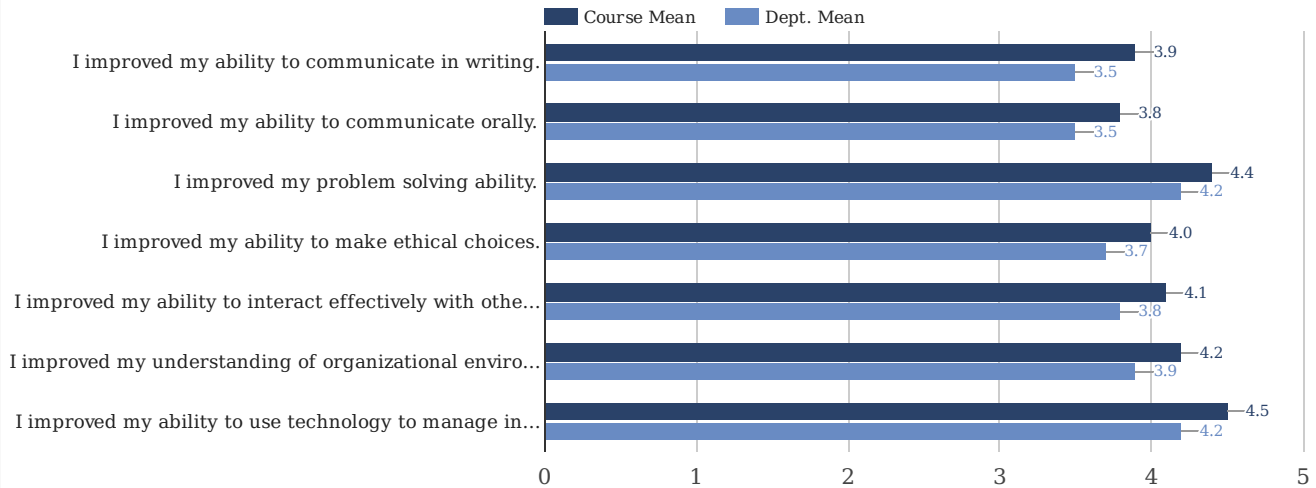
Please answer the following general questions about the course



Question	Number of Responses	Response Rate	Course Mean	Dept. Mean	Course Median	Dept. Median	STDEV	1	2	3	4	5	-1
Exams, projects and/or assignments were good measures of learning.	31	75%	4.1	4.0	4.0	4.0	0.9	0%	6%	16%	42%	35%	0%
The course was intellectually challenging.	31	75%	4.5	4.3	5.0	5.0	0.6	0%	0%	6%	42%	52%	0%
The textbook and/or other course materials aided learning.	31	75%	4.0	3.8	4.0	4.0	1.1	3%	10%	10%	42%	35%	0%
I gained factual knowledge (e.g., definitions, terms, or categories).	31	75%	4.3	4.2	5.0	4.0	0.9	0%	6%	10%	29%	55%	0%
I learned useful concepts (e.g., theories, models, or frameworks).	31	75%	4.4	4.2	5.0	4.0	0.8	0%	3%	10%	35%	52%	0%
I learned how to apply course material (e.g., methods, techniques, or procedures).	31	75%	4.4	4.2	5.0	4.0	0.7	0%	3%	3%	42%	52%	0%
I learned a great deal from this class.	31	75%	4.3	4.1	4.0	4.0	0.8	0%	3%	13%	39%	45%	0%

Note: 1:Strongly Disagree; 2:Disagree; 3:Neutral; 4:Agree; 5:Strongly Agree; -1:N/A;

The following COBE core competencies may not all be relevant to this course. If not rate them as "N/A".



Question	Number of Responses	Response Rate	Course Mean	Dept. Mean	Course Median	Dept. Median	STDEV	1	2	3	4	5	-1
I improved my ability to communicate in writing.	31	75%	3.9	3.5	4.0	4.0	1.0	3%	3%	23%	29%	29%	13%
I improved my ability to communicate orally.	31	75%	3.8	3.5	4.0	4.0	0.9	0%	3%	32%	19%	26%	19%
I improved my problem solving ability.	31	75%	4.4	4.2	4.5	4.0	0.6	0%	0%	6%	42%	48%	3%
I improved my ability to make ethical choices.	31	75%	4.0	3.7	4.0	4.0	0.9	0%	0%	29%	19%	29%	23%
I improved my ability to interact effectively with others in professional settings (e.g., in teams or person to person).	31	75%	4.1	3.8	4.0	4.0	0.8	0%	0%	23%	42%	32%	3%
I improved my understanding of organizational environments (e.g., global, social, economic, or legal).	31	75%	4.2	3.9	4.0	4.0	0.8	0%	0%	19%	35%	39%	6%
I improved my ability to use technology to manage information (e.g., to access, interpret, summarize, synthesize, or convey information).	31	75%	4.5	4.2	5.0	4.0	0.6	0%	0%	3%	39%	55%	3%

Note: 1:Strongly Disagree; 2:Disagree; 3:Neutral; 4:Agree; 5:Strongly Agree; -1:N/A;

Demographics

Business Intelligence (Fall 2017)

Instructor: **Rush, Dan**
Subject: **ITM**
Catalog & Section: **310 5**
Course ID: **100801**
Objectives:

Enrollment: **41**
Responses Incl Declines: **31**
Declines: **0**

Please tell us about certain elements of the redesigned ITM310 course (74 comments)

Q: To improve the course, what are 2-3 things you would drop or do less of?

- 1 I would drop more of the assignments
- 2 Drop the naming system for assignments in BB. Professor Rush talked about this in the beginning of the semester... but it really needs to change, it was very confusing.
- 3 I believe the dsms were not very helpful.
- 4 less dsm's or less of putting so many things required due at the end of each week
- 5 There was to many assignments.
- 6 I would do less of the quizzes and have more of the hands on assignments. I feel like the hands on is much more beneficial than definition terms.
- 7 I would like to see more focus on excel rather than PowerBi. PowerBi is great and helpful but I personally don't see many companies using it.
- 8 I wouldn't drop anything but I would make the projects more a group activity. Giving time in class to work on these projects so we are able to ask questions and receive answers.
- 9 Have less things do all at once. Often I find that i woould complete 3 things thinking I had done everything and realize i forgot a small assignment or quiz. Keep it straight forward
- 10 I would drop Exams, and quizzes
- 11 less reading
reading tests or checkpoints
- 12 - Drop some of the assignment to learn more about Power BI.
- 13 I would have less DSM's and I would have less time spent on Excel.
- 14 The Blackboard page for this course was very hard to understand, it seemed like the assignments were never in the week they were supposed to be. It was very confusing. The professor also went very quickly, making it very hard to retain information during class. The coursework was very busy also, sometimes very difficult to keep up with.
- 15 Meet more than one time per week. The "hybrid" course set up is inefficient and does not enhance learning at all. Each class feels like you are trying to put two classes into one anyway, because you miss one every week.
- 16 Less Excel... if you don't know it by now, you should be a communications or art major or something.
- 17 I cannot think of anything to do less of.
- 18 I'm not sure how to explain it via this evaluation but the numbering system for assignments was really confusing. I get the concept but it is completely different than any other class, so it isn't very relatable for students. Also, these assignments are seriously huge!! They aren't bad per se, but geez they require a really serious amount of time and I think that needs to be emphasized to students more heavily at the start of the semester. To have a massive assignment reading(s) quizzes (sometimes) all due the same night is intense for students who have several classes and who work.
- 19 none
- 20 Making the course easier to navigate with only one textbook and website to do assignments on.
- 21 Nothing I think that course was fairly challenging and I have learned a lot
- 22 N/a
- 23 Readings
- 24 the end of the year quiz. I think its unfair to test us on things that are impossible to study for and make that part of a grade.
- 25
 1. The group final project at the end because it is not a good idea to force together a bunch of students during the last 2 weeks of school where we are all stressed. We cannot become a cohesive unit in that short period of time.
 2. The at home Power BI because sometimes it didn't work and it is hard to do on our own without having to ask for help
- 26 More practice in class

Q: To improve the course what are 2-3 things you would add or do more of?

- 1 More reads and maybe another test
- 2 I really wish there was more time in class to work on the assignments and projects. They were pretty hard for me, and when Professor Rush went through the steps in class I could not keep up no matter how hard I tried. I wish there was more time for him to walk around and help us as we worked at our own pace.
- 3 I would add more hands on assignments. Make the class 2 times a week or make it online
- 4 more examples of how to make power bi charts. more work like what is represented on the tests
- 5 two classes a week
- 6 I really wouldn't drop anything other than maybe the test center tests and replace them with actually skill based tests. The definition tests I don't feel benefit anyone at all.
- 7 More focus on excel rather than PowerBi
- 8 More practice with ITM in class with hands on examples and assignments.
- 9 More Power BI less reading quizzes. Didnt learn that much from the reading and more from in class
- 10 focus on projects and assignments
- 11 Have some more reminders of what is due
- 12 - More time to work on the final project. The having the Thanksgiving Break to work on it was good but I would have liked it if it was during school to get help from the tutors.
-Have more time for extra credit during the last days maybe until the weekend before finals.
-Have the due dates and times be like half an hour before class.
- 13 I would have more in class time spent on examples of the assignments and I would add more Power BI personal examples
- 14 I thought that much of this course was quite hands-on, but I think that even adding more hands on work in class would be helpful.
- 15 More Power BI...
-more setting up database schema.
-more data refinement/cleanup.
-more student developed metrics and formulas, less copy & paste from the instructor.
- 16 maybe mini assignments of power bi to get a little more practice with less impact on grade.
- 17 I really really appreciated the DSMs. They were extremely useful for my personal study style. I wish there was a way to keep doing them
- 18 Making the weekly folders more organized in terms of when assignments are due and where to submit.
- 19 more instruction on how to use Power BI
- 20 More little activities to help with understanding of the new programs rather than one demonstration and then a complex project due. More smaller assignments that assess the textbook.
- 21 N/a
- 22 Make sure tutors are actually in the lab during scheduled times. Make sure that the computers in the business building actually work, none of the computers outside of the classrooms in the business building work.... how is this possible?
- 23 explaining at the beginning of the year that there are 2 assignments due each friday instead of 1. and also I would grade assignments faster so that students can know where they stand before too many assignments go by and they still aren't uploaded into blackboard.
- 24 1. More in class work because it keeps us involved and also you are there to answer questions that we have.
2. DSM readings were super helpful, even though they took a bit of time to finish. Maybe make them shorter or multiple attempts.
- 25 More hands on in class

Q: Please provide a twitter length description of this course (Maximum 140 characters)

- 1 ITM 310 course is to help improve skills in Excel and introduce Power BI Desktop. It will also cover information systems.
- 2 How to use data efficiently to make important decisions for dummies.
- 3 ITM is bringing data analysis into a visual form in order to understand it.
- 4 This course gives you an understanding of information systems, and simple hands on practice.
- 5 I can see the relevance of the material and the thought process, but there was minimal consideration for students who need to support themselves financially and cannot devote 75% of their time to one single class.
- 6 The course was well balanced with reading, assignments, quizzes, tests and projects. Dan made a subject that is difficult for a lot of people very easy to understand and learn skills.

- 7 Course was helpful and useful
- 8 Learning power BI and Pivot tables in order to better understand data.
- 9 ITM 301 is an intellectually challenging course that will help you learn how to interpret data for your company.
- 10 I believe this class is useful in the way of teaching you proper skills in excel and power bi. However just like any other class there are portions where one feels the information won't help them further in their career
- 11 exams seem to be too hard. even the smartest students seem to struggle on the tests
- 12 A course that will challenge your computer skills thoroughly, but also teach you how to look competent and professional in a business setting presentation.
- 13 This course is basically going to go through PowerBi in and out. You will learn beginner concepts all the way through advanced skills on the program.
- 14 Very informational and useful. I can see myself applying the techniques and information I learned from this class in the future.
- 15 It's about how to organize business data with visualization
- 16 this course goes well into certain aspects that main people aren't used to. to explain further before taking this class, I have never heard of power bi and the things that go along with it
- 17 confusing but very informing
- 18 Great instructor, good class, little time for Power BI.
- 19 The course was overall really good and I learned quite a bit about how to organize, comb through, and present data and my findings from the data.
- 20 Subject area is good, the presentation of the material and the class structure is rather appalling.
- 21 Super fun but at the same time it was a challenge especially with the Power BI sections.
- 22 Power No development. It's hard but you'll learn through hard work
- 23 Understanding information systems in enterprises and corporations. Plus learning how to effectively use statistics

Tell us about this course (48 comments)

Q: Which aspects of this course were most valuable to your overall learning experience?

- 1 Excel and Power BI Desktop
- 2 Exclusive use of computers and technology in class and on assignments.
- 3 The professor and the way he taught
- 4 the hands on part.
- 5 Definitely the DSM assignments and the ability to email the professor. Did not always respond RIGHT away, but was very understanding -- especially of legitimate (and provable) technological issues.
- 6 DSMs and the assignments
- 7 The reading quizzes and being able to take a not sheet to the exams.
- 8 I liked the projects because they allowed us to make professional reports for the data we researched and interpreted. This is as close to real work as we can get.
- 9 He hands on skills that we learned
- 10 in class exercise
- 11 The aspects that were most valuable were the hands on experience.
- 12 Our professor did a great job at teaching the subject
- 13 The brief excel explanations towards the beginning of the semester.
- 14 Power BI, Projects, and going to class.
- 15 PROJ's
- 16 Power BI
- 17 learning how to use power bi and how to make useful visualizations

- 18 I liked learning the PowerBI
- 19 The readings and the DMs.
- 20 Power BI
- 21 Modular homework at the beginning of the course was helpful in obtaining class knowledge.
- 22 Readings, lectures, online quizzes/DSM's, and in class exercises were really valuable.
- 23 The project
- 24 instructor was passionate

Q: What barriers to learning, if any, did you experience in this course?

- 1 I did not have any, but I know that friends of mine had issues with Power BI Desktop because they were using a Mac.
- 2 I needed quicker feedback/grading of assignments. Some assignments were not graded for months. How can I understand what I am doing wrong/right without graded assignments and feedback?
- 3 Troubles with PowerBI
- 4 At the beginning I struggled understanding when assignments were due(I completely missed a quiz because I had no idea it was due)
- 5 I felt that PROJ 4 was WAY too intense right out of the gate. It made the experience terrible for that assignment and I personally think that was the worst assignment of them all. Also, for my schedule it sucked how small the window was for the dates available at the testing center. Why not give students a week to accommodate work and other classes? ESPECIALLY if you are going to REPEATEDLY say "You can take it this Friday but I really wouldn't suggest it because we are going to review for it in class". If you are going to emphasize that numerous times, why have it open then??
- 6 The fact it was only once a week.
- 7 Hard to learn new technology in a hybrid class in one semester. It is difficult to learn how to navigate the programs and then on top of that to be a master of them in order to analyze data.
- 8 Learning how to use Power BI was hard because Professor Rush went to fast in class.
- 9 I was not a fan of the book learning / dsms I. They seemed more of a chore than a learning aid.
- 10 didn't really ever understand how to do some assignments. the videos didn't really help.
- 11 None really. If anything, it would be my own work ethic.
- 12 N/a
- 13 Not a lot barriers to learning however, it makes it difficult to focus on a software that you find not useful.
- 14 Sometimes I had questions about the projects that I would like to discuss with classmates but I was not closely connected with any one in the class. Being in a group would make this easier.
- 15 BUSINESS BUILDING/ COBE TUTOR LAB COMPUTERS!!! THEY ARE JUNK HOW CAN BOISE STATE NOT AFFORD TO HAVE MODERATELY DECENT COMPUTERS
- 16 Everything wasn't clear until test 1
- 17 in the beginning I was confused what was due and when it was due
- 18 A barrier was I had no idea what my grade was in the class which made me think that I was doing okay in the class when in reality I wasn't
- 19 Not enough time for Power BI.
- 20 No time to get to know group before group project
- 21 One of the tutors ,Johan, was not helpful at all. It seemed like it was such a bother to him when students asked him a question.
- 22 Rushed atmosphere, instructions were often vague and unclear what expectations were. Overall workload for the class was unrealistic. The readings that are not graded will not be read. Professors at the collegiate level should understand that all college students are busy, and will only do the required amount of work, and nothing beyond.
- 23 The big one was having to come to campus to do the Power BI assignments because sometimes it didn't work at home. Oh, and also the weekly content section was also a bit confusing because I didn't know if we were supposed to do this weeks before the week or after. So maybe having dates would make it a lot easier to navigate, but that is a small issue, no big deal.
- 24 Power Bi and how to read the instructions to assignments

Business Intelligence (Fall 2017)

Instructor: **Rush, Dan**
 Subject: **ITM**
 Catalog & Section: **310 5**
 Course ID: **100801**
 Objectives:

Enrollment: **41**
 Responses Incl Declines: **31**
 Declines: **0**

Please tell us about certain elements of the redesigned ITM310 course

Question	Number of Responses	Response Rate	Course Mean	Dept. Mean	Course Median	Dept. Median
The readings + DSMs helped me learn and retain course concepts.	31	75%	4.2	3.5	4.0	4.0
I learned a great deal about enterprise information systems in organizations.	31	75%	4.1	3.6	4.0	4.0
I learned a great deal from the Excel pivot table and charting assignments.	31	75%	4.1	3.6	4.0	4.0
I learned a great deal from the Power BI data modeling (query editor) assignments.	31	75%	4.3	4.0	4.0	4.0
I learned a great deal from the Power BI visualization assignments.	31	75%	4.3	4.1	5.0	4.0
The course covered concepts and skills that will be useful in my career.	31	75%	4.3	3.8	4.0	4.0

Note: 1:Strongly Disagree; 2:Disagree; 3:Neutral; 4:Agree; 5:Strongly Agree; -1:N/A;

Tell us about your instructor - Dan Rush

Question	Number of Responses	Response Rate	Course Mean	Dept. Mean	Course Median	Dept. Median
The instructor seemed prepared for class.	31	75%	4.7	4.4	5.0	5.0
The instructor fostered learning in this course.	31	75%	4.6	4.2	5.0	4.0
The assessment methods were clearly explained.	31	75%	4.3	4.2	5.0	4.0

Note: 1:Strongly Disagree; 2:Disagree; 3:Neutral; 4:Agree; 5:Strongly Agree; -1:N/A;

Tell us about this course

Question	Number of Responses	Response Rate	Course Mean	Dept. Mean	Course Median	Dept. Median
The objectives of the course were clearly explained.	30	73%	4.1	4.2	4.0	4.0

Note: 1:Strongly Disagree; 2:Disagree; 3:Neutral; 4:Agree; 5:Strongly Agree; -1:N/A;

Please answer the following general questions about the instructor - Dan Rush

Question	Number of Responses	Response Rate	Course Mean	Dept. Mean	Course Median	Dept. Median
The overall teaching ability of the instructor was high.	31	75%	4.7	4.2	5.0	4.0
The instructor communicated high expectations.	31	75%	4.5	4.2	5.0	4.0

Note: 1:Strongly Disagree; 2:Disagree; 3:Neutral; 4:Agree; 5:Strongly Agree; -1:N/A;

Please answer the following general questions about the course

Question	Number of Responses	Response Rate	Course Mean	Dept. Mean	Course Median	Dept. Median
Exams, projects and/or assignments were good measures of learning.	31	75%	4.1	4.0	4.0	4.0
The course was intellectually challenging.	31	75%	4.5	4.3	5.0	5.0
The textbook and/or other course materials aided learning.	31	75%	4.0	3.8	4.0	4.0
I gained factual knowledge (e.g., definitions, terms, or categories).	31	75%	4.3	4.2	5.0	4.0
I learned useful concepts (e.g., theories, models, or frameworks).	31	75%	4.4	4.2	5.0	4.0
I learned how to apply course material (e.g., methods, techniques, or procedures).	31	75%	4.4	4.2	5.0	4.0
I learned a great deal from this class.	31	75%	4.3	4.1	4.0	4.0

Note: 1:Strongly Disagree; 2:Disagree; 3:Neutral; 4:Agree; 5:Strongly Agree; -1:N/A;

The following COBE core competencies may not all be relevant to this course. If not rate them as "N/A".

Question	Number of Responses	Response Rate	Course Mean	Dept. Mean	Course Median	Dept. Median
I improved my ability to communicate in writing.	31	75%	3.9	3.5	4.0	4.0
I improved my ability to communicate orally.	31	75%	3.8	3.5	4.0	4.0
I improved my problem solving ability.	31	75%	4.4	4.2	4.5	4.0
I improved my ability to make ethical choices.	31	75%	4.0	3.7	4.0	4.0
I improved my ability to interact effectively with others in professional settings (e.g., in teams or person to person).	31	75%	4.1	3.8	4.0	4.0
I improved my understanding of organizational environments (e.g., global, social, economic, or legal).	31	75%	4.2	3.9	4.0	4.0
I improved my ability to use technology to manage information (e.g., to access, interpret, summarize, synthesize, or convey information).	31	75%	4.5	4.2	5.0	4.0

Note: 1:Strongly Disagree; 2:Disagree; 3:Neutral; 4:Agree; 5:Strongly Agree; -1:N/A;

Please tell us about certain elements of the redesigned ITM310 course (74 comments)

Q: To improve the course, what are 2-3 things you would drop or do less of?

- 1 I would drop more of the assignments
- 2 Drop the naming system for assignments in BB. Professor Rush talked about this in the beginning of the semester... but it really needs to change, it was very confusing.
- 3 I believe the dsms were not very helpful.
- 4 less dsm's or less of putting so many things required due at the end of each week
- 5 There was to many assignments.
- 6 I would do less of the quizzes and have more of the hands on assignments. I feel like the hands on is much more beneficial than definition terms.
- 7 I would like to see more focus on excel rather than PowerBi. PowerBi is great and helpful but I personally don't see many companies using it.
- 8 I wouldn't drop anything but I would make the projects more a group activity. Giving time in class to work on these projects so we are able to ask questions and receive answers.
- 9 Have less things do all at once. Often I find that i would complete 3 things thinking I had done everything and realize i forgot a small assignment or quiz. Keep it straight forward
- 10 I would drop Exams, and quizzes
- 11 less reading
reading tests or checkpoints
- 12 - Drop some of the assignment to learn more about Power BI.
- 13 I would have less DSM's and I would have less time spent on Excel.
- 14 The Blackboard page for this course was very hard to understand, it seemed like the assignments were never in the week they were supposed to be. It was very confusing. The professor also went very quickly, making it very hard to retain information during class. The coursework was very busy also, sometimes very difficult to keep up with.
- 15 Meet more than one time per week. The "hybrid" course set up is inefficient and does not enhance learning at all. Each class feels like you are trying to put two classes into one anyway, because you miss one every week.
- 16 Less Excel... if you don't know it by now, you should be a communications or art major or something.
- 17 I cannot think of anything to do less of.
- 18 I'm not sure how to explain it via this evaluation but the numbering system for assignments was really confusing. I get the concept but it is completely different than any other class, so it isn't very relatable for students. Also, these assignments are seriously huge!! They aren't bad per se, but geez they require a really serious amount of time and I think that needs to be emphasized to students more heavily at the start of the semester. To have a massive assignment reading(s) quizzes (sometimes) all due the same night is intense for students who have several classes and who work.
- 19 none
- 20 Making the course easier to navigate with only one textbook and website to do assignments on.
- 21 Nothing I think that course was fairly challenging and I have learned a lot
- 22 N/a
- 23 Readings
- 24 the end of the year quiz. I think its unfair to test us on things that are impossible to study for and make that part of a grade.
- 25 1. The group final project at the end because it is not a good idea to force together a bunch of students during the last 2 weeks of school where we are all stressed. We cannot become a cohesive unit in that short period of time.
2. The at home Power BI because sometimes it didn't work and it is hard to do on our own without having to ask for help
- 26 More practice in class

Q: To improve the course what are 2-3 things you would add or do more of?

- 1 More reads and maybe another test
- 2 I really wish there was more time in class to work on the assignments and projects. They were pretty hard for me, and when Professor Rush went through the steps in class I could not keep up no matter how hard I tried. I wish there was more time for him to walk around and help us as we worked at our own pace.
- 3 I would add more hands on assignments. Make the class 2 times a week or make it online
- 4 more examples of how to make power bi charts. more work like what is represented on the tests
- 5 two classes a week

- 6 I really wouldn't drop anything other than maybe the test center tests and replace them with actually skill based tests. The definition tests I don't feel benefit anyone at all.
- 7 More focus on excel rather than PowerBi
- 8 More practice with ITM in class with hands on examples and assignments.
- 9 More Power BI less reading quizzes. Didnt learn that much from the reading and more from in class
- 10 focus on projects and assignments
- 11 Have some more reminders of what is due
- 12 - More time to work on the final project. The having the Thanksgiving Break to work on it was good but I would have liked it if it was during school to get help from the tutors.
-Have more time for extra credit during the last days maybe until the weekend before finals.
-Have the due dates and times be like half an hour before class.
- 13 I would have more in class time spent on examples of the assignments and I would add more Power BI personal examples
- 14 I thought that much of this course was quite hands-on, but I think that even adding more hands on work in class would be helpful.
- 15 More Power BI...
-more setting up database schema.
-more data refinement/cleanup.
-more student developed metrics and formulas, less copy & paste from the instructor.
- 16 maybe mini assignments of power bi to get a little more practice with less impact on grade.
- 17 I really really appreciated the DSMs. They were extremely useful for my personal study style. I wish there was a way to keep doing them
- 18 Making the weekly folders more organized in terms of when assignments are due and where to submit.
- 19 more instruction on how to use Power BI
- 20 More little activities to help with understanding of the new programs rather than one demonstration and then a complex project due.
More smaller assignments that assess the textbook.
- 21 N/a
- 22 Make sure tutors are actually in the lab during scheduled times. Make sure that the computers in the business building actually work, none of the computers outside of the classrooms in the business building work... how is this possible?
- 23 explaining at the beginning of the year that there are 2 assignments due each friday instead of 1. and also I would grade assignments faster so that students can know where they stand before too many assignments go by and they still aren't uploaded into blackboard.
- 24 1. More in class work because it keeps us involved and also you are there to answer questions that we have.
2. DSM readings were super helpful, even though they took a bit of time to finish. Maybe make them shorter or multiple attempts.
- 25 More hands on in class

Q: Please provide a twitter length description of this course (Maximum 140 characters)

- 1 ITM 310 course is to help improve skills in Excel and introduce Power BI Desktop. It will also cover information systems.
- 2 How to use data efficiently to make important decisions for dummies.
- 3 ITM is bringing data analysis into a visual form in order to understand it.
- 4 This course gives you an understanding of information systems, and simple hands on practice.
- 5 I can see the relevance of the material and the thought process, but there was minimal consideration for students who need to support themselves financially and cannot devote 75% of their time to one single class.
- 6 The course was well balanced with reading, assignments, quizzes, tests and projects. Dan made a subject that is difficult for a lot of people very easy to understand and learn skills.
- 7 Course was helpful and useful
- 8 Learning power BI and Pivot tables in order to better understand data.
- 9 ITM 301 is an intellectually challenging course that will help you learn how to interpret data for your company.
- 10 I believe this class is useful in the way of teaching you proper skills in excel and power bi. However just like any other class there are portions where one feels the information won't help them further in their career
- 11 exams seem to be too hard. even the smartest students seem to struggle on the tests
- 12 A course that will challenge your computer skills thoroughly, but also teach you how to look competent and professional in a business setting presentation.

- 13 This course is basically going to go through PowerBi in and out. You will learn beginner concepts all the way through advanced skills on the program.
- 14 Very informational and useful. I can see myself applying the techniques and information I learned from this class in the future.
- 15 It's about how to orgnize business data with visualization
- 16 this course goes well into certain aspects that main people aren't used to. to explain further before taking this class, I have never heard of power bi and the things that go along with it
- 17 confusing but very informing
- 18 Great instructor, good class, little time for Power BI.
- 19 The course was overall really good and I learned quite a bit about how to organize, comb through, and present data and my findings from the data.
- 20 Subject area is good, the presentation of the material and the class structure is rather appalling.
- 21 Super fun but at the same time it was a challenge especially with the Power BI sections.
- 22 Power No development. It's hard but you'll learn through hard work
- 23 Understanding information systems in enterprises and corporations. Plus learning how to effectively use statistics

Tell us about this course (48 comments)

Q: Which aspects of this course were most valuable to your overall learning experience?

- 1 Excel and Power BI Desktop
- 2 Exclusive use of computers and technology in class and on assignments.
- 3 The professor and the way he taught
- 4 the hands on part.
- 5 Definitely the DSM assignments and the ability to email the professor. Did not always respond RIGHT away, but was very understanding -- especially of legitimate (and provable) technological issues.
- 6 DSMs and the assignments
- 7 The reading quizzes and being able to take a not sheet to the exams.
- 8 I liked the projects because they allowed us to make professional reports for the data we researched and interpreted. This is as close to real work as we can get.
- 9 He hands on skills that we learned
- 10 in class excercise
- 11 The aspects that were most valuable were the hands on experience.
- 12 Our professor did a great job at teaching the subject
- 13 The brief excel explanations towards the beginning of the semester.
- 14 Power BI, Projects, and going to class.
- 15 PROJ's
- 16 Power BI
- 17 learning how to use power bi and how to make useful visualizations
- 18 I liked learning the PowerBI
- 19 The readings and the DMs.
- 20 Power BI
- 21 Modular homework at the beginning of the course was helpful in obtaining class knowledge.
- 22 Readings, lectures, online quizzes/DSM's, and in class exercises were really valuable.
- 23 The project
- 24 instructor was passionate

Q: What barriers to learning, if any, did you experience in this course?

- 1 I did not have any, but I know that friends of mine had issues with Power BI Desktop because they were using a Mac.
- 2 I needed quicker feedback/grading of assignments. Some assignments were not graded for months. How can I understand what I am doing wrong/right without graded assignments and feedback?
- 3 Troubles with PowerBI
- 4 At the beginning I struggled understanding when assignments were due(I completely missed a quiz because I had no idea it was due)
- 5 I felt that PROJ 4 was WAY too intense right out of the gate. It made the experience terrible for that assignment and I personally think that was the worst assignment of them all. Also, for my schedule it sucked how small the window was for the dates available at the testing center. Why not give students a week to accommodate work and other classes? ESPECIALLY if you are going to REPEATEDLY say "You can take it this Friday but I really wouldn't suggest it because we are going to review for it in class". If you are going to emphasize that numerous times, why have it open then??
- 6 The fact it was only once a week.
- 7 Hard to learn new technology in a hybrid class in one semester. It is difficult to learn how to navigate the programs and then on top of that to be a master of them in order to analyze data.
- 8 Learning how to use Power BI was hard because Professor Rush went to fast in class.
- 9 I was not a fan of the book learning / dsms I. They seemed more of a chore than a learning aid.
- 10 didn't really ever understand how to do some assignments. the videos didn't really help.
- 11 None really. If anything, it would be my own work ethic.
- 12 N/a
- 13 Not a lot barriers to learning however, it makes it difficult to focus on a software that you find not useful.
- 14 Sometimes I had questions about the projects that I would like to discuss with classmates but I was not closely connected with any one in the class. Being in a group would make this easier.
- 15 BUSINESS BUILDING/ COBE TUTOR LAB COMPUTERS!!! THEY ARE JUNK HOW CAN BOISE STATE NOT AFFORD TO HAVE MODERATELY DECENT COMPUTERS
- 16 Everything wasn't clear until test 1
- 17 in the beginning I was confused what was due and when it was due
- 18 A barrier was I had no idea what my grade was in the class which made me think that I was doing okay in the class when in reality I wasn't
- 19 Not enough time for Power BI.
- 20 No time to get to know group before group project
- 21 One of the tutors ,Johan, was not helpful at all. It seemed like it was such a bother to him when students asked him a question.
- 22 Rushed atmosphere, instructions were often vague and unclear what expectations were. Overall workload for the class was unrealistic. The readings that are not graded will not be read. Professors at the collegiate level should understand that all college students are busy, and will only do the required amount of work, and nothing beyond.
- 23 The big one was having to come to campus to do the Power BI assignments because sometimes it didn't work at home. Oh, and also the weekly content section was also a bit confusing because I didn't know if we were supposed to do this weeks before the week or after. So maybe having dates would make it a lot easier to navigate, but that is a small issue, no big deal.
- 24 Power Bi and how to read the instructions to assignments

Business Intelligence (Fall 2017)

Instructor: **Rush, Dan**
 Subject: **ITM**
 Catalog & Section: **310 5**

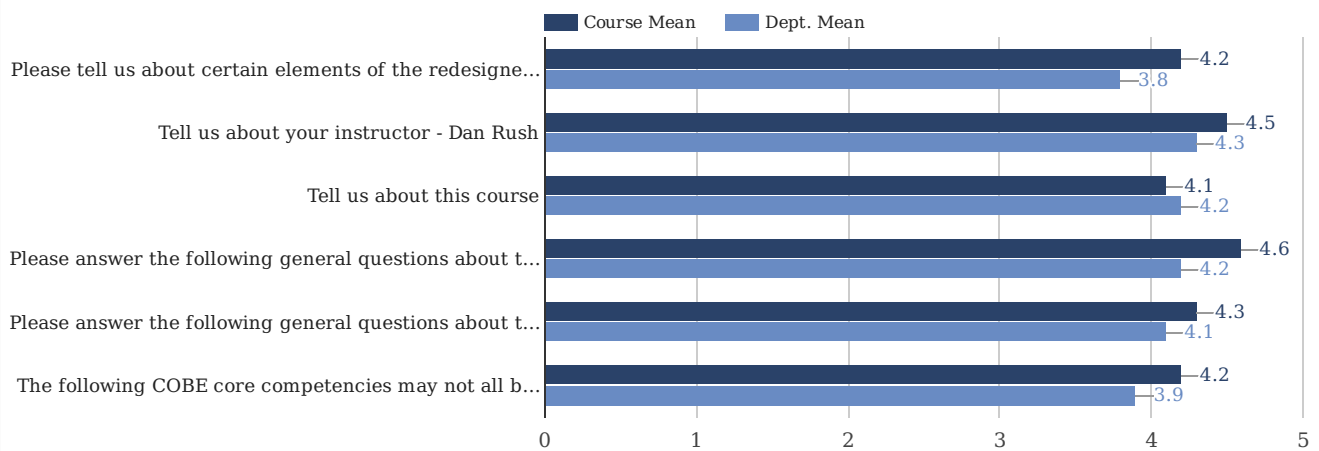
Enrollment: **41**
 Responses Incl Declines: **31**
 Declines: **0**

Instructions

To print or save, select [View as PDF](#), then print or save from the PDF Viewer. ~ Results for Instructor Added Questions are found at end of report.

Core Questions

Category Summary



Please tell us about certain elements of the redesigned ITM310 course

Question	Number of Responses	Response Rate	STDEV	1	2	3	4	5	-1
The readings + DSMs helped me learn and retain course concepts.	31	75%	0.8	0%	6%	6%	45%	42%	0%
I learned a great deal about enterprise information systems in organizations.	31	75%	0.8	0%	6%	10%	48%	35%	0%
I learned a great deal from the Excel pivot table and charting assignments.	31	75%	0.8	0%	3%	19%	42%	35%	0%
I learned a great deal from the Power BI data modeling (query editor) assignments.	31	75%	0.7	0%	0%	16%	39%	45%	0%
I learned a great deal from the Power BI visualization assignments.	31	75%	1.1	6%	0%	13%	19%	61%	0%
The course covered concepts and skills that will be useful in my career.	31	75%	0.8	0%	0%	19%	35%	45%	0%

Note: 1:Strongly Disagree; 2:Disagree; 3:Neutral; 4:Agree; 5:Strongly Agree; -1:N/A;

Tell us about your instructor - Dan Rush

Question	Number of Responses	Response Rate	STDEV	1	2	3	4	5	-1
The instructor seemed prepared for class.	31	75%	0.4	0%	0%	0%	26%	74%	0%
The instructor fostered learning in this course.	31	75%	0.6	0%	0%	6%	29%	65%	0%
The assessment methods were clearly explained.	31	75%	0.9	3%	0%	10%	35%	52%	0%

Note: 1:Strongly Disagree; 2:Disagree; 3:Neutral; 4:Agree; 5:Strongly Agree; -1:N/A;

Tell us about this course

Question	Number of Responses	Response Rate	STDEV	1	2	3	4	5	-1
The objectives of the course were clearly explained.	30	73%	0.8	3%	0%	10%	53%	33%	0%

Note: 1:Strongly Disagree; 2:Disagree; 3:Neutral; 4:Agree; 5:Strongly Agree; -1:N/A;

Please answer the following general questions about the instructor - Dan Rush

Question	Number of Responses	Response Rate	STDEV	1	2	3	4	5	-1
The overall teaching ability of the instructor was high.	31	75%	0.5	0%	0%	0%	29%	71%	0%
The instructor communicated high expectations.	31	75%	0.6	0%	0%	6%	32%	61%	0%

Note: 1:Strongly Disagree; 2:Disagree; 3:Neutral; 4:Agree; 5:Strongly Agree; -1:N/A;

Please answer the following general questions about the course

Question	Number of Responses	Response Rate	STDEV	1	2	3	4	5	-1
Exams, projects and/or assignments were good measures of learning.	31	75%	0.9	0%	6%	16%	42%	35%	0%
The course was intellectually challenging.	31	75%	0.6	0%	0%	6%	42%	52%	0%
The textbook and/or other course materials aided learning.	31	75%	1.1	3%	10%	10%	42%	35%	0%
I gained factual knowledge (e.g., definitions, terms, or categories).	31	75%	0.9	0%	6%	10%	29%	55%	0%
I learned useful concepts (e.g., theories, models, or frameworks).	31	75%	0.8	0%	3%	10%	35%	52%	0%
I learned how to apply course material (e.g., methods, techniques, or procedures).	31	75%	0.7	0%	3%	3%	42%	52%	0%
I learned a great deal from this class.	31	75%	0.8	0%	3%	13%	39%	45%	0%

Note: 1:Strongly Disagree; 2:Disagree; 3:Neutral; 4:Agree; 5:Strongly Agree; -1:N/A;

The following COBE core competencies may not all be relevant to this course. If not rate them as "N/A".

Question	Number of Responses	Response Rate	STDEV	1	2	3	4	5	-1
I improved my ability to communicate in writing.	31	75%	1.0	3%	3%	23%	29%	29%	13%
I improved my ability to communicate orally.	31	75%	0.9	0%	3%	32%	19%	26%	19%
I improved my problem solving ability.	31	75%	0.6	0%	0%	6%	42%	48%	3%
I improved my ability to make ethical choices.	31	75%	0.9	0%	0%	29%	19%	29%	23%
I improved my ability to interact effectively with others in professional settings (e.g., in teams or person to person).	31	75%	0.8	0%	0%	23%	42%	32%	3%
I improved my understanding of organizational environments (e.g., global, social, economic, or legal).	31	75%	0.8	0%	0%	19%	35%	39%	6%
I improved my ability to use technology to manage information (e.g., to access, interpret, summarize, synthesize, or convey information).	31	75%	0.6	0%	0%	3%	39%	55%	3%

Note: 1:Strongly Disagree; 2:Disagree; 3:Neutral; 4:Agree; 5:Strongly Agree; -1:N/A;

Tell us about this course (48 comments)

Q: What barriers to learning, if any, did you experience in this course?

- 1 I did not have any, but I know that friends of mine had issues with Power BI Desktop because they were using a Mac.
- 2 I needed quicker feedback/grading of assignments. Some assignments were not graded for months. How can I understand what I am doing wrong/right without graded assignments and feedback?
- 3 Troubles with PowerBI
- 4 At the beginning I struggled understanding when assignments were due(I completely missed a quiz because I had no idea it was due)
- 5 I felt that PROJ 4 was WAY too intense right out of the gate. It made the experience terrible for that assignment and I personally think that was the worst assignment of them all. Also, for my schedule it sucked how small the window was for the dates available at the testing center. Why not give students a week to accommodate work and other classes? ESPECIALLY if you are going to REPEATEDLY say "You can take it this Friday but I really wouldn't suggest it because we are going to review for it in class". If you are going to emphasize that numerous times, why have it open then??
- 6 The fact it was only once a week.
- 7 Hard to learn new technology in a hybrid class in one semester. It is difficult to learn how to navigate the programs and then on top of that to be a master of them in order to analyze data.
- 8 Learning how to use Power BI was hard because Professor Rush went to fast in class.
- 9 I was not a fan of the book learning / dsms I. They seemed more of a chore than a learning aid.
- 10 didn't really ever understand how to do some assignments. the videos didn't really help.
- 11 None really. If anything, it would be my own work ethic.
- 12 N/a
- 13 Not a lot barriers to learning however, it makes it difficult to focus on a software that you find not useful.
- 14 Sometimes I had questions about the projects that I would like to discuss with classmates but I was not closely connected with any one in the class. Being in a group would make this easier.
- 15 BUSINESS BUILDING/ COBE TUTOR LAB COMPUTERS!!! THEY ARE JUNK HOW CAN BOISE STATE NOT AFFORD TO HAVE MODERATELY DECENT COMPUTERS
- 16 Everything wasn't clear until test 1
- 17 in the beginning I was confused what was due and when it was due
- 18 A barrier was I had no idea what my grade was in the class which made me think that I was doing okay in the class when in reality I wasn't

- 19 Not enough time for Power BI.
- 20 No time to get to know group before group project
- 21 One of the tutors ,Johan, was not helpful at all. It seemed like it was such a bother to him when students asked him a question.
- 22 Rushed atmosphere, instructions were often vague and unclear what expectations were. Overall workload for the class was unrealistic. The readings that are not graded will not be read. Professors at the collegiate level should understand that all college students are busy, and will only do the required amount of work, and nothing beyond.
- 23 The big one was having to come to campus to do the Power BI assignments because sometimes it didn't work at home. Oh, and also the weekly content section was also a bit confusing because I didn't know if we were supposed to do this weeks before the week or after. So maybe having dates would make it a lot easier to navigate, but that is a small issue, no big deal.
- 24 Power BI and how to read the instructions to assignments

Q: Which aspects of this course were most valuable to your overall learning experience?

- 1 Excel and Power BI Desktop
- 2 Exclusive use of computers and technology in class and on assignments.
- 3 The professor and the way he taught
- 4 the hands on part.
- 5 Definitely the DSM assignments and the ability to email the professor. Did not always respond RIGHT away, but was very understanding -- especially of legitimate (and provable) technological issues.
- 6 DSMs and the assignments
- 7 The reading quizzes and being able to take a not sheet to the exams.
- 8 I liked the projects because they allowed us to make professional reports for the data we researched and interpreted. This is as close to real work as we can get.
- 9 He hands on skills that we learned
- 10 in class exercise
- 11 The aspects that were most valuable were the hands on experience.
- 12 Our professor did a great job at teaching the subject
- 13 The brief excel explanations towards the beginning of the semester.
- 14 Power BI, Projects, and going to class.
- 15 PROJ's
- 16 Power BI
- 17 learning how to use power bi and how to make useful visualizations
- 18 I liked learning the PowerBI
- 19 The readings and the DMs.
- 20 Power BI
- 21 Modular homework at the beginning of the course was helpful in obtaining class knowledge.
- 22 Readings, lectures, online quizzes/DSM's, and in class exercises were really valuable.
- 23 The project
- 24 instructor was passionate

Please tell us about certain elements of the redesigned ITM310 course (74 comments)

Q: To improve the course, what are 2-3 things you would drop or do less of?

- 1 I would drop more of the assignments
- 2 Drop the naming system for assignments in BB. Professor Rush talked about this in the beginning of the semester... but it really needs to change, it was very confusing.

- 3 I believe the dsms were not very helpful.
- 4 less dsm's or less of putting so many things required due at the end of each week
- 5 There was to many assignments.
- 6 I would do less of the quizzes and have more of the hands on assignments. I feel like the hands on is much more beneficial than definition terms.
- 7 I would like to see more focus on excel rather than PowerBi. PowerBi is great and helpful but I personally don't see many companies using it.
- 8 I wouldn't drop anything but I would make the projects more a group activity. Giving time in class to work on these projects so we are able to ask questions and receive answers.
- 9 Have less things do all at once. Often I find that i would complete 3 things thinking I had done everything and realize i forgot a small assignment or quiz. Keep it straight forward
- 10 I would drop Exams, and quizzes
- 11 less reading
reading tests or checkpoints
- 12 - Drop some of the assignment to learn more about Power BI.
- 13 I would have less DSM's and I would have less time spent on Excel.
- 14 The Blackboard page for this course was very hard to understand, it seemed like the assignments were never in the week they were supposed to be. It was very confusing. The professor also went very quickly, making it very hard to retain information during class. The coursework was very busy also, sometimes very difficult to keep up with.
- 15 Meet more than one time per week. The "hybrid" course set up is inefficient and does not enhance learning at all. Each class feels like you are trying to put two classes into one anyway, because you miss one every week.
- 16 Less Excel... if you don't know it by now, you should be a communications or art major or something.
- 17 I cannot think of anything to do less of.
- 18 I'm not sure how to explain it via this evaluation but the numbering system for assignments was really confusing. I get the concept but it is completely different than any other class, so it isn't very relatable for students. Also, these assignments are seriously huge!! They aren't bad per se, but geez they require a really serious amount of time and I think that needs to be emphasized to students more heavily at the start of the semester. To have a massive assignment reading(s) quizzes (sometimes) all due the same night is intense for students who have several classes and who work.
- 19 none
- 20 Making the course easier to navigate with only one textbook and website to do assignments on.
- 21 Nothing I think that course was fairly challenging and I have learned a lot
- 22 N/a
- 23 Readings
- 24 the end of the year quiz. I think its unfair to test us on things that are impossible to study for and make that part of a grade.
- 25 1. The group final project at the end because it is not a good idea to force together a bunch of students during the last 2 weeks of school where we are all stressed. We cannot become a cohesive unit in that short period of time.
2. The at home Power BI because sometimes it didn't work and it is hard to do on our own without having to ask for help
- 26 More practice in class

Q: To improve the course what are 2-3 things you would add or do more of?

- 1 More reads and maybe another test
- 2 I really wish there was more time in class to work on the assignments and projects. They were pretty hard for me, and when Professor Rush went through the steps in class I could not keep up no matter how hard I tried. I wish there was more time for him to walk around and help us as we worked at our own pace.
- 3 I would add more hands on assignments. Make the class 2 times a week or make it online
- 4 more examples of how to make power bi charts. more work like what is represented on the tests
- 5 two classes a week
- 6 I really wouldn't drop anything other than maybe the test center tests and replace them with actually skill based tests. The definition tests I don't feel benefit anyone at all.
- 7 More focus on excel rather than PowerBi

- 8 More practice with ITM in class with hands on examples and assignments.
- 9 More Power BI less reading quizzes. Didn't learn that much from the reading and more from in class
- 10 focus on projects and assignments
- 11 Have some more reminders of what is due
- 12 - More time to work on the final project. The having the Thanksgiving Break to work on it was good but I would have liked it if it was during school to get help from the tutors.
-Have more time for extra credit during the last days maybe until the weekend before finals.
-Have the due dates and times be like half an hour before class.
- 13 I would have more in class time spent on examples of the assignments and I would add more Power BI personal examples
- 14 I thought that much of this course was quite hands-on, but I think that even adding more hands on work in class would be helpful.
- 15 More Power BI...
-more setting up database schema.
-more data refinement/cleanup.
-more student developed metrics and formulas, less copy & paste from the instructor.
- 16 maybe mini assignments of power bi to get a little more practice with less impact on grade.
- 17 I really really appreciated the DSMs. They were extremely useful for my personal study style. I wish there was a way to keep doing them
- 18 Making the weekly folders more organized in terms of when assignments are due and where to submit.
- 19 more instruction on how to use Power BI
- 20 More little activities to help with understanding of the new programs rather than one demonstration and then a complex project due. More smaller assignments that assess the textbook.
- 21 N/a
- 22 Make sure tutors are actually in the lab during scheduled times. Make sure that the computers in the business building actually work, none of the computers outside of the classrooms in the business building work.... how is this possible?
- 23 explaining at the beginning of the year that there are 2 assignments due each friday instead of 1. and also I would grade assignments faster so that students can know where they stand before too many assignments go by and they still aren't uploaded into blackboard.
- 24 1. More in class work because it keeps us involved and also you are there to answer questions that we have.
2. DSM readings were super helpful, even though they took a bit of time to finish. Maybe make them shorter or multiple attempts.
- 25 More hands on in class

Q: Please provide a twitter length description of this course (Maximum 140 characters)

- 1 ITM 310 course is to help improve skills in Excel and introduce Power BI Desktop. It will also cover information systems.
- 2 How to use data efficiently to make important decisions for dummies.
- 3 ITM is bringing data analysis into a visual form in order to understand it.
- 4 This course gives you an understanding of information systems, and simple hands on practice.
- 5 I can see the relevance of the material and the thought process, but there was minimal consideration for students who need to support themselves financially and cannot devote 75% of their time to one single class.
- 6 The course was well balanced with reading, assignments, quizzes, tests and projects. Dan made a subject that is difficult for a lot of people very easy to understand and learn skills.
- 7 Course was helpful and useful
- 8 Learning power BI and Pivot tables in order to better understand data.
- 9 ITM 301 is an intellectually challenging course that will help you learn how to interpret data for your company.
- 10 I believe this class is useful in the way of teaching you proper skills in excel and power bi. However just like any other class there are portions where one feels the information won't help them further in their career
- 11 exams seem to be too hard. even the smartest students seem to struggle on the tests
- 12 A course that will challenge your computer skills thoroughly, but also teach you how to look competent and professional in a business setting presentation.
- 13 This course is basically going to go through PowerBi in and out. You will learn beginner concepts all the way through advanced skills on the program.

- 14 Very informational and useful. I can see myself applying the techniques and information I learned from this class in the future.
- 15 It's about how to organize business data with visualization
- 16 this course goes well into certain aspects that main people aren't used to. to explain further before taking this class, I have never heard of power bi and the things that go along with it
- 17 confusing but very informing
- 18 Great instructor, good class, little time for Power BI.
- 19 The course was overall really good and I learned quite a bit about how to organize, comb through, and present data and my findings from the data.
- 20 Subject area is good, the presentation of the material and the class structure is rather appalling.
- 21 Super fun but at the same time it was a challenge especially with the Power BI sections.
- 22 Power No development. It's hard but you'll learn through hard work
- 23 Understanding information systems in enterprises and corporations. Plus learning how to effectively use statistics

Instructor Added Questions

Quantitative Questions

No Data.