

**UNC - Monfort College of Business**  
**Fall 2016 Face to Face**

**Course:** BACS300-005\_201650\_10379: BACS300-005 Information Systems Fall 2016

**Instructor:** Daniel Rush \*

**1 - The instructor was prepared for class.**

Response Option	Weight	Frequency	Percent	Percent Responses	Means
Strongly Disagree	(1)	0	0%		4.69
Disagree	(2)	0	0%		
Neither Agree Nor Disagree	(3)	1	7.69%		
Agree	(4)	2	15.38%		
Strongly Agree	(5)	10	76.92%		
				0 25 50 75 100	Instructor
Return Rate	Mean	STD	Median		
13/40 (32.5%)	4.69	0.63	5.00		

**2 - The instructor used current and relevant business examples in this class.**

Response Option	Weight	Frequency	Percent	Percent Responses	Means
Strongly Disagree	(1)	0	0%		4.77
Disagree	(2)	0	0%		
Neither Agree Nor Disagree	(3)	1	7.69%		
Agree	(4)	1	7.69%		
Strongly Agree	(5)	11	84.62%		
				0 25 50 75 100	Instructor
Return Rate	Mean	STD	Median		
13/40 (32.5%)	4.77	0.60	5.00		

**3 - The instructor was unable to answer questions clearly.**

Response Option	Weight	Frequency	Percent	Percent Responses	Means
Strongly Disagree	(1)	8	61.54%		1.92
Disagree	(2)	1	7.69%		
Neither Agree Nor Disagree	(3)	2	15.38%		
Agree	(4)	1	7.69%		
Strongly Agree	(5)	1	7.69%		
				0 25 50 75 100	Instructor
Return Rate	Mean	STD	Median		
13/40 (32.5%)	1.92	1.38	1.00		

**4 - Examinations/assignments fairly reflected material covered.**

Response Option	Weight	Frequency	Percent	Percent Responses	Means
Strongly Disagree	(1)	0	0%		4.08
Disagree	(2)	1	7.69%		
Neither Agree Nor Disagree	(3)	2	15.38%		
Agree	(4)	5	38.46%		
Strongly Agree	(5)	5	38.46%		
				0 25 50 75 100	Instructor
Return Rate	Mean	STD	Median		
13/40 (32.5%)	4.08	0.95	4.00		

**UNC - Monfort College of Business**  
**Fall 2016 Face to Face**

**Course:** BACS300-005\_201650\_10379: BACS300-005 Information Systems Fall 2016

**Instructor:** Daniel Rush \*

5 - It was easier to get a good grade in this class than other classes at the same level.										
Response Option		Weight	Frequency	Percent	Percent Responses			Means		
Strongly Disagree		(1)	0	0%				3.08 		
Disagree		(2)	2	15.38%						
Neither Agree Nor Disagree		(3)	8	61.54%						
Agree		(4)	3	23.08%						
Strongly Agree		(5)	0	0%						
					0	25	50	75	100	Instructor
Return Rate	Mean	STD	Median							
13/40 (32.5%)	3.08	0.64	3.00							

6 - The instructor did not use class time effectively.										
Response Option		Weight	Frequency	Percent	Percent Responses			Means		
Strongly Disagree		(1)	6	46.15%				1.69 		
Disagree		(2)	5	38.46%						
Neither Agree Nor Disagree		(3)	2	15.38%						
Agree		(4)	0	0%						
Strongly Agree		(5)	0	0%						
					0	25	50	75	100	Instructor
Return Rate	Mean	STD	Median							
13/40 (32.5%)	1.69	0.75	2.00							

7 - The instructor did not encourage class participation.										
Response Option		Weight	Frequency	Percent	Percent Responses			Means		
Strongly Disagree		(1)	6	46.15%				1.62 		
Disagree		(2)	6	46.15%						
Neither Agree Nor Disagree		(3)	1	7.69%						
Agree		(4)	0	0%						
Strongly Agree		(5)	0	0%						
					0	25	50	75	100	Instructor
Return Rate	Mean	STD	Median							
13/40 (32.5%)	1.62	0.65	2.00							

8 - The faculty member was accessible and responsive during posted office hours or through e-mail, telephone, appointment, or other method.										
Response Option		Weight	Frequency	Percent	Percent Responses			Means		
Strongly Disagree		(1)	0	0%				4.38 		
Disagree		(2)	0	0%						
Neither Agree Nor Disagree		(3)	1	7.69%						
Agree		(4)	6	46.15%						
Strongly Agree		(5)	6	46.15%						
					0	25	50	75	100	Instructor
Return Rate	Mean	STD	Median							
13/40 (32.5%)	4.38	0.65	4.00							

**UNC - Monfort College of Business**  
**Fall 2016 Face to Face**

**Course:** BACS300-005\_201650\_10379: BACS300-005 Information Systems Fall 2016

**Instructor:** Daniel Rush \*

**9 - Assignments did not help my understanding of the course material.**

Response Option	Weight	Frequency	Percent	Percent Responses	Means
Strongly Disagree	(1)	4	30.77%		1.85
Disagree	(2)	7	53.85%		
Neither Agree Nor Disagree	(3)	2	15.38%		
Agree	(4)	0	0%		
Strongly Agree	(5)	0	0%		
				0 25 50 75 100	Instructor
Return Rate	Mean	STD	Median		
13/40 (32.5%)	1.85	0.69	2.00		

**10 - I was challenged to think in this course.**

Response Option	Weight	Frequency	Percent	Percent Responses	Means
Strongly Disagree	(1)	0	0%		4.08
Disagree	(2)	0	0%		
Neither Agree Nor Disagree	(3)	2	16.67%		
Agree	(4)	7	58.33%		
Strongly Agree	(5)	3	25%		
				0 25 50 75 100	Instructor
Return Rate	Mean	STD	Median		
12/40 (30%)	4.08	0.67	4.00		

**11 - Lectures often seemed disjointed and fragmented.**

Response Option	Weight	Frequency	Percent	Percent Responses	Means
Strongly Disagree	(1)	2	15.38%		2.00
Disagree	(2)	9	69.23%		
Neither Agree Nor Disagree	(3)	2	15.38%		
Agree	(4)	0	0%		
Strongly Agree	(5)	0	0%		
				0 25 50 75 100	Instructor
Return Rate	Mean	STD	Median		
13/40 (32.5%)	2.00	0.58	2.00		

**12 - The instructor communicated concepts so that I could understand them.**

Response Option	Weight	Frequency	Percent	Percent Responses	Means
Strongly Disagree	(1)	0	0%		4.15
Disagree	(2)	0	0%		
Neither Agree Nor Disagree	(3)	3	23.08%		
Agree	(4)	5	38.46%		
Strongly Agree	(5)	5	38.46%		
				0 25 50 75 100	Instructor
Return Rate	Mean	STD	Median		
13/40 (32.5%)	4.15	0.80	4.00		

**UNC - Monfort College of Business**  
**Fall 2016 Face to Face**

**Course:** BACS300-005\_201650\_10379: BACS300-005 Information Systems Fall 2016

**Instructor:** Daniel Rush \*

**13 - The instructor made it clear that he/she did not want to be bothered by students at times other than when the class met.**

Response Option	Weight	Frequency	Percent	Percent Responses	Means
Strongly Disagree	(1)	6	46.15%		1.62
Disagree	(2)	6	46.15%		
Neither Agree Nor Disagree	(3)	1	7.69%		
Agree	(4)	0	0%		
Strongly Agree	(5)	0	0%		
				0 25 50 75 100	Instructor
Return Rate	Mean	STD	Median		
13/40 (32.5%)	1.62	0.65	2.00		

**14 - In a typical week during the semester, I spent less than six hours outside of the classroom preparing for this course.**

Response Option	Weight	Frequency	Percent	Percent Responses	Means
Strongly Disagree	(1)	1	7.69%		2.69
Disagree	(2)	4	30.77%		
Neither Agree Nor Disagree	(3)	6	46.15%		
Agree	(4)	2	15.38%		
Strongly Agree	(5)	0	0%		
				0 25 50 75 100	Instructor
Return Rate	Mean	STD	Median		
13/40 (32.5%)	2.69	0.85	3.00		

**15 - I received oral or written feedback on the work I did in this class.**

Response Option	Weight	Frequency	Percent	Percent Responses	Means
Strongly Disagree	(1)	0	0%		3.62
Disagree	(2)	0	0%		
Neither Agree Nor Disagree	(3)	5	38.46%		
Agree	(4)	8	61.54%		
Strongly Agree	(5)	0	0%		
				0 25 50 75 100	Instructor
Return Rate	Mean	STD	Median		
13/40 (32.5%)	3.62	0.51	4.00		

**16 - I learned a lot in this class.**

Response Option	Weight	Frequency	Percent	Percent Responses	Means
Strongly Disagree	(1)	0	0%		4.08
Disagree	(2)	0	0%		
Neither Agree Nor Disagree	(3)	2	15.38%		
Agree	(4)	8	61.54%		
Strongly Agree	(5)	3	23.08%		
				0 25 50 75 100	Instructor
Return Rate	Mean	STD	Median		
13/40 (32.5%)	4.08	0.64	4.00		

**UNC - Monfort College of Business**  
**Fall 2016 Face to Face**

**Course:** BACS300-005\_201650\_10379: BACS300-005 Information Systems Fall 2016  
**Instructor:** Daniel Rush \*

**17 - The quality of teaching in this class compared favorably with the quality of teaching in other business classes.**

Response Option	Weight	Frequency	Percent	Percent Responses	Means
Strongly Disagree	(1)	0	0%		4.31
Disagree	(2)	0	0%		
Neither Agree Nor Disagree	(3)	1	7.69%		
Agree	(4)	7	53.85%		
Strongly Agree	(5)	5	38.46%		
				0 25 50 75 100	Instructor
Return Rate	Mean	STD	Median		
13/40 (32.5%)	4.31	0.63	4.00		

**18 - This class included ethical dimensions of the course material.**

Response Option	Weight	Frequency	Percent	Percent Responses	Means
Yes	(1)	12	92.31%		1.08
No	(2)	1	7.69%		
				0 25 50 75 100	Instructor
Return Rate	Mean	STD	Median		
13/40 (32.5%)	1.08	0.28	1.00		

**19 - This class included global aspects of the course material.**

Response Option	Weight	Frequency	Percent	Percent Responses	Means
Yes	(1)	12	92.31%		1.08
No	(2)	1	7.69%		
				0 25 50 75 100	Instructor
Return Rate	Mean	STD	Median		
13/40 (32.5%)	1.08	0.28	1.00		

**20 - This class included computer/technology usage**

Response Option	Weight	Frequency	Percent	Percent Responses	Means
Yes	(1)	13	100%		1.00
No	(2)	0	0%		
				0 25 50 75 100	Instructor
Return Rate	Mean	STD	Median		
13/40 (32.5%)	1.00	0.00	1.00		

**21 - Student group work/teamwork was required in this class.**




Response Option	Weight	Frequency	Percent	Percent Responses	Means
Yes	(1)	5	38.46%		1.62
No	(2)	8	61.54%		
				0 25 50 75 100	Instructor
Return Rate	Mean	STD	Median		
13/40 (32.5%)	1.62	0.51	2.00		

**UNC - Monfort College of Business**  
**Fall 2016 Face to Face**




**Course:** BACS300-005\_201650\_10379: BACS300-005 Information Systems Fall 2016

**Instructor:** Daniel Rush \*




**22 - The team experiences in this class were of value.**

Response Option	Weight	Frequency	Percent	Percent Responses	Means
Yes	(1)	7	53.85%		1.46 
No	(2)	6	46.15%		
				0 25 50 75 100	Instructor
Return Rate	Mean	STD	Median		
13/40 (32.5%)	1.46	0.52	1.00		



**23 - Oral presentations were required in this class.**

Response Option	Weight	Frequency	Percent	Percent Responses	Means
Yes	(1)	2	15.38%		1.85 
No	(2)	11	84.62%		
				0 25 50 75 100	Instructor
Return Rate	Mean	STD	Median		
13/40 (32.5%)	1.85	0.38	2.00		





**24 - Written assignments were required in this class.**

Response Option	Weight	Frequency	Percent	Percent Responses	Means
Yes	(1)	8	61.54%		1.38 
No	(2)	5	38.46%		
				0 25 50 75 100	Instructor
Return Rate	Mean	STD	Median		
13/40 (32.5%)	1.38	0.51	1.00		

**25 - Information resources and applications (e.g., internet, databases, library, and other resources) were required in this class.**

Response Option	Weight	Frequency	Percent	Percent Responses	Means
Yes	(1)	13	100%		1.00 
No	(2)	0	0%		
				0 25 50 75 100	Instructor
Return Rate	Mean	STD	Median		
13/40 (32.5%)	1.00	0.00	1.00		

**26 - There were a number of students cheating in the class.**

Response Option	Weight	Frequency	Percent	Percent Responses	Means
Yes	(1)	1	7.69%		2.46 
No	(2)	5	38.46%		
I don't know	(3)	7	53.85%		
				0 25 50 75 100	Instructor
Return Rate	Mean	STD	Median		
13/40 (32.5%)	2.46	0.66	3.00		

**UNC - Monfort College of Business**  
**Fall 2016 Face to Face**

**Course:** BACS300-005\_201650\_10379: BACS300-005 Information Systems Fall 2016  
**Instructor:** Daniel Rush \*

**27 - Plagiarism occurred in this class.**

Response Option	Weight	Frequency	Percent	Percent Responses	Means
Yes	(1)	1	7.69%		2.38
No	(2)	6	46.15%		
I don't know	(3)	6	46.15%		
				0 25 50 75 100	Instructor
Return Rate	Mean	STD	Median		
13/40 (32.5%)	2.38	0.65	2.00		

**28 - What is your university GPA?**

Response Option	Weight	Frequency	Percent	Percent Responses	Means
Below 2.0	(1)	0	0%		3.69
2.0-2.49	(2)	1	7.69%		
2.5-2.99	(3)	6	46.15%		
3.0-3.49	(4)	2	15.38%		
3.5-4.0	(5)	4	30.77%		
				0 25 50 75 100	Instructor
Return Rate	Mean	STD	Median		
13/40 (32.5%)	3.69	1.03	3.00		

**29 - What is the greatest strength of this class?**

- Rush puts out a ton of helpful materials to look up to understand the information better.
- The class is very organized and it is very easy to know when things are due and what is required by the student to pass the class.
- Professor Rush is a great professor and is the reason why the class is great. I really enjoyed the material that was covered during lectures and the participation points really helped. I thought the projects are very helpful to understand how important Information Systems are and they helped me learn a lot about my other business courses.
- There was a well put together plan for the entire semester broken down each week what we needed to get done.
- It was cool that there were many different ways to get participation points.
- usefulness and relevance
- poop
- The greatest strength of this class are the MIS and IT labs. Those help me prepare a lot for the quizzes and exams.
- Professor Rush. He was always very well prepared for class and very helpful. Our assignments were applicable, too.

**30 - What improvements can be made in this class?**

- It either needs to be divided into lab and lecture or slowed down. Half the time I don't understand the lectures because he's talking and going through the slides so fast. Also, the attendance policy needs to change. There's not enough time in class to speak up and actually earn points from that.
- Quicker grading time. It sometimes took over a month to receive grades on assignments
- I can't think of any. The class is Great!
- Just a lot of work, but as long as you stayed up on everything the class was fine.
- N/A
- butts
- Monday lectures are crammed with information and quite dull. Perhaps have the lecture for Monday pre-recorded in conjunction with the powerpoint and have students listen outside of class. You can monitor who listens or not and add this to participation points. That way when Monday comes, students already have an idea of what's going on and it doesn't seem as jam packed those Monday classroom lectures.
- Nothing in particular.

## UNC - Monfort College of Business

### Fall 2016 Face to Face

---

**Course:** BACS300-005\_201650\_10379: BACS300-005 Information Systems Fall 2016

**Instructor:** Daniel Rush \*

---

#### 31 - Other comments?

- This was a great class. Professor Rush is wonderful, and I would recommend others to take a course with him. He kept the class interesting by using Twitter to keep up to date with current Business Technology news and translating it back to the course material.
- none.
- I was recommended by a friend to take this class with Daniel Rush, and he did not disappoint. His class was one of my favorites.
- I completed this in canvas.
- fart
- The twitter aspect is really unique and helpful in a class that requires participation for a grade.
- Professor Rush took our comments mid-semester and made all the changes he could. Which was a very pleasant surprise. He actually valued our experience as the students who are paying for their education. Wish all the professors here would take feedback from the students so seriously. Very reasonable and helpful. Definitely one of the best professors I have come across.



**UNC - Monfort College of Business**  
**Fall 2016 Face to Face**

**Course:** BACS300-005: BACS300-005 Information Systems-BACS300-005

**Instructor:** Daniel Rush \*

1 - The instructor was prepared for class.										
Response Option		Weight	Frequency	Percent	Percent Responses			Means		
Strongly Disagree		(1)	0	0%						
Disagree		(2)	0	0%						
Neither Agree Nor Disagree		(3)	0	0%						
Agree		(4)	1	12.5%						
Strongly Agree		(5)	7	87.5%						
					0	25	50	75	100	Instructor
Return Rate	Mean	STD	Median							
8/47 (17.02%)	4.88	0.35	5.00							

2 - The instructor used current and relevant business examples in this class.										
Response Option		Weight	Frequency	Percent	Percent Responses			Means		
Strongly Disagree		(1)	0	0%						
Disagree		(2)	0	0%						
Neither Agree Nor Disagree		(3)	0	0%						
Agree		(4)	0	0%						
Strongly Agree		(5)	8	100%						
					0	25	50	75	100	Instructor
Return Rate	Mean	STD	Median							
8/47 (17.02%)	5.00	0.00	5.00							

3 - The instructor was unable to answer questions clearly.										
Response Option		Weight	Frequency	Percent	Percent Responses			Means		
Strongly Disagree		(1)	5	62.5%						
Disagree		(2)	2	25%						
Neither Agree Nor Disagree		(3)	0	0%						
Agree		(4)	0	0%						
Strongly Agree		(5)	1	12.5%						
					0	25	50	75	100	Instructor
Return Rate	Mean	STD	Median							
8/47 (17.02%)	1.75	1.39	1.00							

4 - Examinations/assignments fairly reflected material covered.										
Response Option		Weight	Frequency	Percent	Percent Responses			Means		
Strongly Disagree		(1)	0	0%						
Disagree		(2)	3	37.5%						
Neither Agree Nor Disagree		(3)	1	12.5%						
Agree		(4)	1	12.5%						
Strongly Agree		(5)	3	37.5%						
					0	25	50	75	100	Instructor
Return Rate	Mean	STD	Median							
8/47 (17.02%)	3.50	1.41	3.50							

**UNC - Monfort College of Business**  
**Fall 2016 Face to Face**

**Course:** BACS300-005: BACS300-005 Information Systems-BACS300-005

**Instructor:** Daniel Rush \*

5 - It was easier to get a good grade in this class than other classes at the same level.											
Response Option	Weight	Frequency	Percent	Percent Responses				Means			
Strongly Disagree	(1)	0	0%					2.88 			
Disagree	(2)	3	37.5%								
Neither Agree Nor Disagree	(3)	3	37.5%								
Agree	(4)	2	25%								
Strongly Agree	(5)	0	0%								
				0	25	50	75	100	Instructor		
Return Rate	Mean	STD	Median								
8/47 (17.02%)	2.88	0.83	3.00								

6 - The instructor did not use class time effectively.											
Response Option	Weight	Frequency	Percent	Percent Responses				Means			
Strongly Disagree	(1)	6	75%					1.50 			
Disagree	(2)	1	12.5%								
Neither Agree Nor Disagree	(3)	0	0%								
Agree	(4)	1	12.5%								
Strongly Agree	(5)	0	0%								
				0	25	50	75	100	Instructor		
Return Rate	Mean	STD	Median								
8/47 (17.02%)	1.50	1.07	1.00								

7 - The instructor did not encourage class participation.											
Response Option	Weight	Frequency	Percent	Percent Responses				Means			
Strongly Disagree	(1)	4	50%					1.75 			
Disagree	(2)	2	25%								
Neither Agree Nor Disagree	(3)	2	25%								
Agree	(4)	0	0%								
Strongly Agree	(5)	0	0%								
				0	25	50	75	100	Instructor		
Return Rate	Mean	STD	Median								
8/47 (17.02%)	1.75	0.89	1.50								

8 - The faculty member was accessible and responsive during posted office hours or through e-mail, telephone, appointment, or other method.											
Response Option	Weight	Frequency	Percent	Percent Responses				Means			
Strongly Disagree	(1)	0	0%					4.50 			
Disagree	(2)	0	0%								
Neither Agree Nor Disagree	(3)	1	12.5%								
Agree	(4)	2	25%								
Strongly Agree	(5)	5	62.5%								
				0	25	50	75	100	Instructor		
Return Rate	Mean	STD	Median								
8/47 (17.02%)	4.50	0.76	5.00								

**UNC - Monfort College of Business**  
**Fall 2016 Face to Face**

**Course:** BACS300-005: BACS300-005 Information Systems-BACS300-005

**Instructor:** Daniel Rush \*

**9 - Assignments did not help my understanding of the course material.**

Response Option	Weight	Frequency	Percent	Percent Responses	Means	
Strongly Disagree	(1)	4	50%		1.63	
Disagree	(2)	3	37.5%			
Neither Agree Nor Disagree	(3)	1	12.5%			
Agree	(4)	0	0%			
Strongly Agree	(5)	0	0%			
				0 25 50 75 100	Instructor	
<b>Return Rate</b>	<b>Mean</b>	<b>STD</b>	<b>Median</b>			
8/47 (17.02%)	1.63	0.74	1.50			

**10 - I was challenged to think in this course.**

Response Option	Weight	Frequency	Percent	Percent Responses	Means	
Strongly Disagree	(1)	1	12.5%		4.00	
Disagree	(2)	0	0%			
Neither Agree Nor Disagree	(3)	0	0%			
Agree	(4)	4	50%			
Strongly Agree	(5)	3	37.5%			
				0 25 50 75 100	Instructor	
<b>Return Rate</b>	<b>Mean</b>	<b>STD</b>	<b>Median</b>			
8/47 (17.02%)	4.00	1.31	4.00			

**11 - Lectures often seemed disjointed and fragmented.**

Response Option	Weight	Frequency	Percent	Percent Responses	Means	
Strongly Disagree	(1)	4	50%		1.75	
Disagree	(2)	3	37.5%			
Neither Agree Nor Disagree	(3)	0	0%			
Agree	(4)	1	12.5%			
Strongly Agree	(5)	0	0%			
				0 25 50 75 100	Instructor	
<b>Return Rate</b>	<b>Mean</b>	<b>STD</b>	<b>Median</b>			
8/47 (17.02%)	1.75	1.04	1.50			

**12 - The instructor communicated concepts so that I could understand them.**

Response Option	Weight	Frequency	Percent	Percent Responses	Means	
Strongly Disagree	(1)	0	0%		4.38	
Disagree	(2)	0	0%			
Neither Agree Nor Disagree	(3)	1	12.5%			
Agree	(4)	3	37.5%			
Strongly Agree	(5)	4	50%			
				0 25 50 75 100	Instructor	
<b>Return Rate</b>	<b>Mean</b>	<b>STD</b>	<b>Median</b>			
8/47 (17.02%)	4.38	0.74	4.50			

**UNC - Monfort College of Business**  
**Fall 2016 Face to Face**

**Course:** BACS300-005: BACS300-005 Information Systems-BACS300-005

**Instructor:** Daniel Rush \*

**13 - The instructor made it clear that he/she did not want to be bothered by students at times other than when the class met.**

Response Option	Weight	Frequency	Percent	Percent Responses	Means
Strongly Disagree	(1)	6	75%		1.25
Disagree	(2)	2	25%		
Neither Agree Nor Disagree	(3)	0	0%		
Agree	(4)	0	0%		
Strongly Agree	(5)	0	0%		
				0 25 50 75 100	Instructor
Return Rate	Mean	STD	Median		
8/47 (17.02%)	1.25	0.46	1.00		

**14 - In a typical week during the semester, I spent less than six hours outside of the classroom preparing for this course.**

Response Option	Weight	Frequency	Percent	Percent Responses	Means
Strongly Disagree	(1)	0	0%		3.63
Disagree	(2)	2	25%		
Neither Agree Nor Disagree	(3)	2	25%		
Agree	(4)	1	12.5%		
Strongly Agree	(5)	3	37.5%		
				0 25 50 75 100	Instructor
Return Rate	Mean	STD	Median		
8/47 (17.02%)	3.63	1.30	3.50		

**15 - I received oral or written feedback on the work I did in this class.**

Response Option	Weight	Frequency	Percent	Percent Responses	Means
Strongly Disagree	(1)	0	0%		3.25
Disagree	(2)	2	25%		
Neither Agree Nor Disagree	(3)	3	37.5%		
Agree	(4)	2	25%		
Strongly Agree	(5)	1	12.5%		
				0 25 50 75 100	Instructor
Return Rate	Mean	STD	Median		
8/47 (17.02%)	3.25	1.04	3.00		

**16 - I learned a lot in this class.**

Response Option	Weight	Frequency	Percent	Percent Responses	Means
Strongly Disagree	(1)	0	0%		4.14
Disagree	(2)	0	0%		
Neither Agree Nor Disagree	(3)	1	14.29%		
Agree	(4)	4	57.14%		
Strongly Agree	(5)	2	28.57%		
				0 25 50 75 100	Instructor
Return Rate	Mean	STD	Median		
7/47 (14.89%)	4.14	0.69	4.00		

**UNC - Monfort College of Business**  
**Fall 2016 Face to Face**

**Course:** BACS300-005: BACS300-005 Information Systems-BACS300-005

**Instructor:** Daniel Rush \*

**17 - The quality of teaching in this class compared favorably with the quality of teaching in other business classes.**

Response Option	Weight	Frequency	Percent	Percent Responses	Means
Strongly Disagree	(1)	0	0%		4.50
Disagree	(2)	0	0%		
Neither Agree Nor Disagree	(3)	0	0%		
Agree	(4)	4	50%		
Strongly Agree	(5)	4	50%		
0 25 50 75 100 Instructor					
Return Rate	Mean	STD	Median		
8/47 (17.02%)	4.50	0.53	4.50		

**18 - This class included ethical dimensions of the course material.**

Response Option	Weight	Frequency	Percent	Percent Responses	Means
Yes	(1)	8	100%		1.00
No	(2)	0	0%		
0 25 50 75 100 Instructor					
Return Rate	Mean	STD	Median		
8/47 (17.02%)	1.00	0.00	1.00		

**19 - This class included global aspects of the course material.**

Response Option	Weight	Frequency	Percent	Percent Responses	Means
Yes	(1)	8	100%		1.00
No	(2)	0	0%		
0 25 50 75 100 Instructor					
Return Rate	Mean	STD	Median		
8/47 (17.02%)	1.00	0.00	1.00		

**20 - This class included computer/technology usage**

Response Option	Weight	Frequency	Percent	Percent Responses	Means
Yes	(1)	8	100%		1.00
No	(2)	0	0%		
0 25 50 75 100 Instructor					
Return Rate	Mean	STD	Median		
8/47 (17.02%)	1.00	0.00	1.00		

**21 - Student group work/teamwork was required in this class.**

Response Option	Weight	Frequency	Percent	Percent Responses	Means
Yes	(1)	1	12.5%		1.88
No	(2)	7	87.5%		
0 25 50 75 100 Instructor					
Return Rate	Mean	STD	Median		
8/47 (17.02%)	1.88	0.35	2.00		

**UNC - Monfort College of Business**  
**Fall 2016 Face to Face**

**Course:** BACS300-005: BACS300-005 Information Systems-BACS300-005

**Instructor:** Daniel Rush \*

**22 - The team experiences in this class were of value.**

Response Option	Weight	Frequency	Percent	Percent Responses	Means
Yes	(1)	4	50%		1.50
No	(2)	4	50%		
				0 25 50 75 100	Instructor
Return Rate	Mean	STD	Median		
8/47 (17.02%)	1.50	0.53	1.50		

**23 - Oral presentations were required in this class.**

Response Option	Weight	Frequency	Percent	Percent Responses	Means
Yes	(1)	0	0%		2.00
No	(2)	8	100%		
				0 25 50 75 100	Instructor
Return Rate	Mean	STD	Median		
8/47 (17.02%)	2.00	0.00	2.00		

**24 - Written assignments were required in this class.**

Response Option	Weight	Frequency	Percent	Percent Responses	Means
Yes	(1)	4	57.14%		1.43
No	(2)	3	42.86%		
				0 25 50 75 100	Instructor
Return Rate	Mean	STD	Median		
7/47 (14.89%)	1.43	0.53	1.00		

**25 - Information resources and applications (e.g., internet, databases, library, and other resources) were required in this class.**

Response Option	Weight	Frequency	Percent	Percent Responses	Means
Yes	(1)	8	100%		1.00
No	(2)	0	0%		
				0 25 50 75 100	Instructor
Return Rate	Mean	STD	Median		
8/47 (17.02%)	1.00	0.00	1.00		

**26 - There were a number of students cheating in the class.**

Response Option	Weight	Frequency	Percent	Percent Responses	Means
Yes	(1)	1	12.5%		2.13
No	(2)	5	62.5%		
I don't know	(3)	2	25%		
				0 25 50 75 100	Instructor
Return Rate	Mean	STD	Median		
8/47 (17.02%)	2.13	0.64	2.00		

**UNC - Monfort College of Business**  
**Fall 2016 Face to Face**

**Course:** BACS300-005: BACS300-005 Information Systems-BACS300-005

**Instructor:** Daniel Rush \*

**27 - Plagiarism occurred in this class.**

Response Option	Weight	Frequency	Percent	Percent Responses	Means
Yes	(1)	0	0%		2.25
No	(2)	6	75%		
I don't know	(3)	2	25%		
				0 25 50 75 100	Instructor
Return Rate	Mean	STD	Median		
8/47 (17.02%)	2.25	0.46	2.00		

**28 - What is your university GPA?**

Response Option	Weight	Frequency	Percent	Percent Responses	Means
Below 2.0	(1)	0	0%		3.50
2.0-2.49	(2)	1	12.5%		
2.5-2.99	(3)	3	37.5%		
3.0-3.49	(4)	3	37.5%		
3.5-4.0	(5)	1	12.5%		
				0 25 50 75 100	Instructor
Return Rate	Mean	STD	Median		
8/47 (17.02%)	3.50	0.93	3.50		

**29 - What is the greatest strength of this class?**

- Professor Rush was really prepared every class and had the course layed out really well. I do like that he took to heart our mid-semester feedback and applied it to the class.
- Professor Rush is the best part of this class. He is a great teacher who actually cares about our learning experience.
- The map of the entire semester laid out and broken down each week on what needed to be done .
- Dan Rush is an awesome teacher
- Good material that is relevant to the future.
- I am very good with computers

**30 - What improvements can be made in this class?**

- Some of the questions on the test didn't fully reflect or make sense with the assignments that were required. There could be a course schedule on Canvas that is better layed out as it is in MyItLab. If he doesn't have time to teach a software then DONT have assignments for us. This happened with Tableau, he didn't have a lot of time to teach it and kindof just threw us to the wolves with the assignments.
- None, he already made them mid-semester based on our feedback.
- None just a lot of work otherwise it was fine as long as you stayed up in all your stuff
- N/A
- Very, very boring. Lectures were of little value. Class walk through were most important to passing class.
- Quicker grading times, also I felt like I never knew what my actual grade was in the class because of the way the class was graded. This means that assignments were sometimes put in as 0 out of 10 when we had not even got to the assignment yet so it made my grade look lower than it actually was.

**31 - Other comments?**

- I had a friend recommend to take BACS 300 with Dan Rush, and he was awesome. One of my favorite teachers.
- Daniel overall did his best. I think he just needs some more experience teaching so her can better relate to students and make things more interesting. The best thing about his teaching though was the assignment expectations were always clear.