

UNC - Monfort College of Business
Spring 2017 Face to Face

Course: BACS200-010: BACS200-010 Web Design Dev Small Bus-BACS200-010

Instructor: Daniel Rush *

| 1 - The instructor was prepared for class. | | | | | | | | | | |
|--|--------|-----------|---------|-------------------|----|----|----|-------|------------|--|
| Response Option | Weight | Frequency | Percent | Percent Responses | | | | Means | | |
| Strongly Disagree | (1) | 1 | 5.88% | | | | | 4.59 | | |
| Disagree | (2) | 0 | 0% | | | | | | | |
| Neither Agree Nor Disagree | (3) | 0 | 0% | | | | | | | |
| Agree | (4) | 3 | 17.65% | | | | | | | |
| Strongly Agree | (5) | 13 | 76.47% | | | | | | | |
| | | | | 0 | 25 | 50 | 75 | 100 | Instructor | |
| Return Rate | Mean | STD | Median | | | | | | | |
| 17/41 (41.46%) | 4.59 | 1.00 | 5.00 | | | | | | | |

| 2 - The instructor used current and relevant business examples in this class. | | | | | | | | | | |
|---|--------|-----------|---------|-------------------|----|----|----|-------|------------|--|
| Response Option | Weight | Frequency | Percent | Percent Responses | | | | Means | | |
| Strongly Disagree | (1) | 1 | 5.88% | | | | | 4.18 | | |
| Disagree | (2) | 1 | 5.88% | | | | | | | |
| Neither Agree Nor Disagree | (3) | 0 | 0% | | | | | | | |
| Agree | (4) | 7 | 41.18% | | | | | | | |
| Strongly Agree | (5) | 8 | 47.06% | | | | | | | |
| | | | | 0 | 25 | 50 | 75 | 100 | Instructor | |
| Return Rate | Mean | STD | Median | | | | | | | |
| 17/41 (41.46%) | 4.18 | 1.13 | 4.00 | | | | | | | |

| 3 - The instructor was unable to answer questions clearly. | | | | | | | | | | |
|--|--------|-----------|---------|-------------------|----|----|----|-------|------------|--|
| Response Option | Weight | Frequency | Percent | Percent Responses | | | | Means | | |
| Strongly Disagree | (1) | 7 | 41.18% | | | | | 2.00 | | |
| Disagree | (2) | 7 | 41.18% | | | | | | | |
| Neither Agree Nor Disagree | (3) | 1 | 5.88% | | | | | | | |
| Agree | (4) | 0 | 0% | | | | | | | |
| Strongly Agree | (5) | 2 | 11.76% | | | | | | | |
| | | | | 0 | 25 | 50 | 75 | 100 | Instructor | |
| Return Rate | Mean | STD | Median | | | | | | | |
| 17/41 (41.46%) | 2.00 | 1.27 | 2.00 | | | | | | | |

| 4 - Examinations/assignments fairly reflected material covered. | | | | | | | | | | |
|---|--------|-----------|---------|-------------------|----|----|----|-------|------------|--|
| Response Option | Weight | Frequency | Percent | Percent Responses | | | | Means | | |
| Strongly Disagree | (1) | 1 | 5.88% | | | | | 4.18 | | |
| Disagree | (2) | 1 | 5.88% | | | | | | | |
| Neither Agree Nor Disagree | (3) | 1 | 5.88% | | | | | | | |
| Agree | (4) | 5 | 29.41% | | | | | | | |
| Strongly Agree | (5) | 9 | 52.94% | | | | | | | |
| | | | | 0 | 25 | 50 | 75 | 100 | Instructor | |
| Return Rate | Mean | STD | Median | | | | | | | |
| 17/41 (41.46%) | 4.18 | 1.19 | 5.00 | | | | | | | |

UNC - Monfort College of Business
Spring 2017 Face to Face

Course: BACS200-010: BACS200-010 Web Design Dev Small Bus-BACS200-010

Instructor: Daniel Rush *

| 5 - It was easier to get a good grade in this class than other classes at the same level. | | | | | | | | | | |
|---|--------|-----------|---------|-------------------|----|----|----|----------|------------|--|
| Response Option | Weight | Frequency | Percent | Percent Responses | | | | Means | | |
| Strongly Disagree | (1) | 3 | 17.65% | | | | | 2.76 | | |
| Disagree | (2) | 5 | 29.41% | | | | | | | |
| Neither Agree Nor Disagree | (3) | 4 | 23.53% | | | | | | | |
| Agree | (4) | 3 | 17.65% | | | | | | | |
| Strongly Agree | (5) | 2 | 11.76% | | | | | | | |
| | | | | 0 | 25 | 50 | 75 | 100 | Instructor | |
| Return Rate | Mean | STD | Median | | | | | | | |
| 17/41 (41.46%) | 2.76 | 1.30 | 3.00 | | | | | | | |

| 6 - The instructor did not use class time effectively. | | | | | | | | | | |
|--|--------|-----------|---------|-------------------|----|----|----|----------|------------|--|
| Response Option | Weight | Frequency | Percent | Percent Responses | | | | Means | | |
| Strongly Disagree | (1) | 8 | 47.06% | | | | | 1.88 | | |
| Disagree | (2) | 5 | 29.41% | | | | | | | |
| Neither Agree Nor Disagree | (3) | 2 | 11.76% | | | | | | | |
| Agree | (4) | 2 | 11.76% | | | | | | | |
| Strongly Agree | (5) | 0 | 0% | | | | | | | |
| | | | | 0 | 25 | 50 | 75 | 100 | Instructor | |
| Return Rate | Mean | STD | Median | | | | | | | |
| 17/41 (41.46%) | 1.88 | 1.05 | 2.00 | | | | | | | |

| 7 - The instructor did not encourage class participation. | | | | | | | | | | |
|---|--------|-----------|---------|-------------------|----|----|----|----------|------------|--|
| Response Option | Weight | Frequency | Percent | Percent Responses | | | | Means | | |
| Strongly Disagree | (1) | 4 | 23.53% | | | | | 2.06 | | |
| Disagree | (2) | 9 | 52.94% | | | | | | | |
| Neither Agree Nor Disagree | (3) | 3 | 17.65% | | | | | | | |
| Agree | (4) | 1 | 5.88% | | | | | | | |
| Strongly Agree | (5) | 0 | 0% | | | | | | | |
| | | | | 0 | 25 | 50 | 75 | 100 | Instructor | |
| Return Rate | Mean | STD | Median | | | | | | | |
| 17/41 (41.46%) | 2.06 | 0.83 | 2.00 | | | | | | | |

| 8 - The faculty member was accessible and responsive during posted office hours or through e-mail, telephone, appointment, or other method. | | | | | | | | | | |
|---|--------|-----------|---------|-------------------|----|----|----|----------|------------|--|
| Response Option | Weight | Frequency | Percent | Percent Responses | | | | Means | | |
| Strongly Disagree | (1) | 0 | 0% | | | | | 4.47 | | |
| Disagree | (2) | 0 | 0% | | | | | | | |
| Neither Agree Nor Disagree | (3) | 2 | 11.76% | | | | | | | |
| Agree | (4) | 5 | 29.41% | | | | | | | |
| Strongly Agree | (5) | 10 | 58.82% | | | | | | | |
| | | | | 0 | 25 | 50 | 75 | 100 | Instructor | |
| Return Rate | Mean | STD | Median | | | | | | | |
| 17/41 (41.46%) | 4.47 | 0.72 | 5.00 | | | | | | | |

UNC - Monfort College of Business
Spring 2017 Face to Face

Course: BACS200-010: BACS200-010 Web Design Dev Small Bus-BACS200-010

Instructor: Daniel Rush *

9 - Assignments did not help my understanding of the course material.

| Response Option | Weight | Frequency | Percent | Percent Responses | Means |
|----------------------------|--------|-----------|---------|-------------------|------------|
| Strongly Disagree | (1) | 10 | 58.82% | | 1.76 |
| Disagree | (2) | 5 | 29.41% | | |
| Neither Agree Nor Disagree | (3) | 0 | 0% | | |
| Agree | (4) | 0 | 0% | | |
| Strongly Agree | (5) | 2 | 11.76% | | |
| | | | | 0 25 50 75 100 | Instructor |
| Return Rate | Mean | STD | Median | | |
| 17/41 (41.46%) | 1.76 | 1.30 | 1.00 | | |

10 - I was challenged to think in this course.

| Response Option | Weight | Frequency | Percent | Percent Responses | Means |
|----------------------------|--------|-----------|---------|-------------------|------------|
| Strongly Disagree | (1) | 0 | 0% | | 4.18 |
| Disagree | (2) | 1 | 5.88% | | |
| Neither Agree Nor Disagree | (3) | 3 | 17.65% | | |
| Agree | (4) | 5 | 29.41% | | |
| Strongly Agree | (5) | 8 | 47.06% | | |
| | | | | 0 25 50 75 100 | Instructor |
| Return Rate | Mean | STD | Median | | |
| 17/41 (41.46%) | 4.18 | 0.95 | 4.00 | | |

11 - Lectures often seemed disjointed and fragmented.

| Response Option | Weight | Frequency | Percent | Percent Responses | Means |
|----------------------------|--------|-----------|---------|-------------------|------------|
| Strongly Disagree | (1) | 8 | 47.06% | | 1.82 |
| Disagree | (2) | 6 | 35.29% | | |
| Neither Agree Nor Disagree | (3) | 2 | 11.76% | | |
| Agree | (4) | 0 | 0% | | |
| Strongly Agree | (5) | 1 | 5.88% | | |
| | | | | 0 25 50 75 100 | Instructor |
| Return Rate | Mean | STD | Median | | |
| 17/41 (41.46%) | 1.82 | 1.07 | 2.00 | | |

12 - The instructor communicated concepts so that I could understand them.

| Response Option | Weight | Frequency | Percent | Percent Responses | Means |
|----------------------------|--------|-----------|---------|-------------------|------------|
| Strongly Disagree | (1) | 0 | 0% | | 4.18 |
| Disagree | (2) | 2 | 11.76% | | |
| Neither Agree Nor Disagree | (3) | 0 | 0% | | |
| Agree | (4) | 8 | 47.06% | | |
| Strongly Agree | (5) | 7 | 41.18% | | |
| | | | | 0 25 50 75 100 | Instructor |
| Return Rate | Mean | STD | Median | | |
| 17/41 (41.46%) | 4.18 | 0.95 | 4.00 | | |

UNC - Monfort College of Business
Spring 2017 Face to Face

Course: BACS200-010: BACS200-010 Web Design Dev Small Bus-BACS200-010

Instructor: Daniel Rush *

13 - The instructor made it clear that he/she did not want to be bothered by students at times other than when the class met.

| Response Option | Weight | Frequency | Percent | Percent Responses | Means |
|----------------------------|--------|-----------|---------|-------------------|------------|
| Strongly Disagree | (1) | 9 | 52.94% | | 1.65 |
| Disagree | (2) | 6 | 35.29% | | |
| Neither Agree Nor Disagree | (3) | 1 | 5.88% | | |
| Agree | (4) | 1 | 5.88% | | |
| Strongly Agree | (5) | 0 | 0% | | |
| | | | | 0 25 50 75 100 | Instructor |
| Return Rate | Mean | STD | Median | | |
| 17/41 (41.46%) | 1.65 | 0.86 | 1.00 | | |

14 - In a typical week during the semester, I spent less than six hours outside of the classroom preparing for this course.

| Response Option | Weight | Frequency | Percent | Percent Responses | Means |
|----------------------------|--------|-----------|---------|-------------------|------------|
| Strongly Disagree | (1) | 3 | 17.65% | | 2.53 |
| Disagree | (2) | 8 | 47.06% | | |
| Neither Agree Nor Disagree | (3) | 2 | 11.76% | | |
| Agree | (4) | 2 | 11.76% | | |
| Strongly Agree | (5) | 2 | 11.76% | | |
| | | | | 0 25 50 75 100 | Instructor |
| Return Rate | Mean | STD | Median | | |
| 17/41 (41.46%) | 2.53 | 1.28 | 2.00 | | |

15 - I received oral or written feedback on the work I did in this class.

| Response Option | Weight | Frequency | Percent | Percent Responses | Means |
|----------------------------|--------|-----------|---------|-------------------|------------|
| Strongly Disagree | (1) | 1 | 5.88% | | 4.06 |
| Disagree | (2) | 0 | 0% | | |
| Neither Agree Nor Disagree | (3) | 0 | 0% | | |
| Agree | (4) | 12 | 70.59% | | |
| Strongly Agree | (5) | 4 | 23.53% | | |
| | | | | 0 25 50 75 100 | Instructor |
| Return Rate | Mean | STD | Median | | |
| 17/41 (41.46%) | 4.06 | 0.90 | 4.00 | | |

16 - I learned a lot in this class.

| Response Option | Weight | Frequency | Percent | Percent Responses | Means |
|----------------------------|--------|-----------|---------|-------------------|------------|
| Strongly Disagree | (1) | 0 | 0% | | 4.35 |
| Disagree | (2) | 0 | 0% | | |
| Neither Agree Nor Disagree | (3) | 4 | 23.53% | | |
| Agree | (4) | 3 | 17.65% | | |
| Strongly Agree | (5) | 10 | 58.82% | | |
| | | | | 0 25 50 75 100 | Instructor |
| Return Rate | Mean | STD | Median | | |
| 17/41 (41.46%) | 4.35 | 0.86 | 5.00 | | |

UNC - Monfort College of Business
Spring 2017 Face to Face

Course: BACS200-010: BACS200-010 Web Design Dev Small Bus-BACS200-010

Instructor: Daniel Rush *

17 - The quality of teaching in this class compared favorably with the quality of teaching in other business classes.

| Response Option | Weight | Frequency | Percent | Percent Responses | Means |
|----------------------------|--------|-----------|---------|-------------------|------------|
| Strongly Disagree | (1) | 0 | 0% | | 4.47 |
| Disagree | (2) | 0 | 0% | | |
| Neither Agree Nor Disagree | (3) | 2 | 11.76% | | |
| Agree | (4) | 5 | 29.41% | | |
| Strongly Agree | (5) | 10 | 58.82% | | |
| | | | | 0 25 50 75 100 | Instructor |
| Return Rate | Mean | STD | Median | | |
| 17/41 (41.46%) | 4.47 | 0.72 | 5.00 | | |

18 - This class included ethical dimensions of the course material.

| Response Option | Weight | Frequency | Percent | Percent Responses | Means |
|-----------------|--------|-----------|---------|-------------------|------------|
| Yes | (1) | 14 | 82.35% | | 1.18 |
| No | (2) | 3 | 17.65% | | |
| | | | | 0 25 50 75 100 | Instructor |
| Return Rate | Mean | STD | Median | | |
| 17/41 (41.46%) | 1.18 | 0.39 | 1.00 | | |

19 - This class included global aspects of the course material.

| Response Option | Weight | Frequency | Percent | Percent Responses | Means |
|-----------------|--------|-----------|---------|-------------------|------------|
| Yes | (1) | 13 | 76.47% | | 1.24 |
| No | (2) | 4 | 23.53% | | |
| | | | | 0 25 50 75 100 | Instructor |
| Return Rate | Mean | STD | Median | | |
| 17/41 (41.46%) | 1.24 | 0.44 | 1.00 | | |

20 - This class included computer/technology usage

| Response Option | Weight | Frequency | Percent | Percent Responses | Means |
|-----------------|--------|-----------|---------|-------------------|------------|
| Yes | (1) | 16 | 94.12% | | 1.06 |
| No | (2) | 1 | 5.88% | | |
| | | | | 0 25 50 75 100 | Instructor |
| Return Rate | Mean | STD | Median | | |
| 17/41 (41.46%) | 1.06 | 0.24 | 1.00 | | |

21 - Student group work/teamwork was required in this class.




| Response Option | Weight | Frequency | Percent | Percent Responses | Means |
|-----------------|--------|-----------|---------|-------------------|------------|
| Yes | (1) | 6 | 35.29% | | 1.65 |
| No | (2) | 11 | 64.71% | | |
| | | | | 0 25 50 75 100 | Instructor |
| Return Rate | Mean | STD | Median | | |
| 17/41 (41.46%) | 1.65 | 0.49 | 2.00 | | |

UNC - Monfort College of Business
Spring 2017 Face to Face




Course: BACS200-010: BACS200-010 Web Design Dev Small Bus-BACS200-010

Instructor: Daniel Rush *




22 - The team experiences in this class were of value.

| Response Option | Weight | Frequency | Percent | Percent Responses | Means |
|-----------------|--------|-----------|---------|---|---|
| Yes | (1) | 9 | 52.94% |  | 1.47  |
| No | (2) | 8 | 47.06% |  | |
| | | | | 0 25 50 75 100 | Instructor |
| Return Rate | Mean | STD | Median | | |
| 17/41 (41.46%) | 1.47 | 0.51 | 1.00 | | |




23 - Oral presentations were required in this class.

| Response Option | Weight | Frequency | Percent | Percent Responses | Means |
|-----------------|--------|-----------|---------|--|---|
| Yes | (1) | 15 | 88.24% |  | 1.12  |
| No | (2) | 2 | 11.76% |  | |
| | | | | 0 25 50 75 100 | Instructor |
| Return Rate | Mean | STD | Median | | |
| 17/41 (41.46%) | 1.12 | 0.33 | 1.00 | | |




24 - Written assignments were required in this class.

| Response Option | Weight | Frequency | Percent | Percent Responses | Means |
|-----------------|--------|-----------|---------|---|---|
| Yes | (1) | 11 | 64.71% |  | 1.35  |
| No | (2) | 6 | 35.29% |  | |
| | | | | 0 25 50 75 100 | Instructor |
| Return Rate | Mean | STD | Median | | |
| 17/41 (41.46%) | 1.35 | 0.49 | 1.00 | | |

25 - Information resources and applications (e.g., internet, databases, library, and other resources) were required in this class.

| Response Option | Weight | Frequency | Percent | Percent Responses | Means |
|-----------------|--------|-----------|---------|--|---|
| Yes | (1) | 15 | 88.24% |  | 1.12  |
| No | (2) | 2 | 11.76% |  | |
| | | | | 0 25 50 75 100 | Instructor |
| Return Rate | Mean | STD | Median | | |
| 17/41 (41.46%) | 1.12 | 0.33 | 1.00 | | |

26 - There were a number of students cheating in the class.

| Response Option | Weight | Frequency | Percent | Percent Responses | Means |
|-----------------|--------|-----------|---------|---|---|
| Yes | (1) | 0 | 0% | | 2.65  |
| No | (2) | 6 | 35.29% |  | |
| I don't know | (3) | 11 | 64.71% |  | |
| | | | | 0 25 50 75 100 | Instructor |
| Return Rate | Mean | STD | Median | | |
| 17/41 (41.46%) | 2.65 | 0.49 | 3.00 | | |

UNC - Monfort College of Business
Spring 2017 Face to Face

Course: BACS200-010: BACS200-010 Web Design Dev Small Bus-BACS200-010

Instructor: Daniel Rush *

27 - Plagiarism occurred in this class.

| Response Option | Weight | Frequency | Percent | Percent Responses | Means |
|---------------------------|--------|-----------|---------|-------------------|-------|
| Yes | (1) | 0 | 0% | | 2.47 |
| No | (2) | 9 | 52.94% | | |
| I don't know | (3) | 8 | 47.06% | | |
| 0 25 50 75 100 Instructor | | | | | |
| Return Rate | Mean | STD | Median | | |
| 17/41 (41.46%) | 2.47 | 0.51 | 2.00 | | |

28 - What is your university GPA?

| Response Option | Weight | Frequency | Percent | Percent Responses | Means |
|---------------------------|--------|-----------|---------|-------------------|-------|
| Below 2.0 | (1) | 1 | 5.88% | | 3.71 |
| 2.0-2.49 | (2) | 2 | 11.76% | | |
| 2.5-2.99 | (3) | 3 | 17.65% | | |
| 3.0-3.49 | (4) | 6 | 35.29% | | |
| 3.5-4.0 | (5) | 5 | 29.41% | | |
| 0 25 50 75 100 Instructor | | | | | |
| Return Rate | Mean | STD | Median | | |
| 17/41 (41.46%) | 3.71 | 1.21 | 4.00 | | |

29 - What is the greatest strength of this class?

- It's extremely practical and applicable for real world use. Dr Rush recording his lectures is also amazingly useful.
- The feedback is incredibly precise and helpful. Every single assignment has detailed feedback, and you get to see how you did in comparison with the class.
- It is a really interesting class and the assignments and project are challenging in a good way.
- Teaching style and helpfulness of professor.
- The content of this course is very detailed.
- Repetition, the book matched the powerpoints which coincided with the assignments and exercises. The recorded lectures and demos were extremely helpful for trouble shooting outside of the classroom. Office hours/lab time before class was extremely valuable as well.
- The instructor's well planned and thorough coverage of the material is the greatest strength of this class.
- The structure of the class.
- n/a
- Learning about different software that you can use to build a effective website.
- Being able to do multiple projects to learn the material.
- The flexibility of this class really lets students learn the materials on their own with the help of the instructor who was always very good at clearing up remaining questions. The professor also recorded audio of every lecture that students can go and listen to after class if any confusion did happen to pop up. This aspect of class was extremely helpful.
- The greatest strength of this course is learn everything from the textbook because you will be using basically everything from the textbook to make a good website. The other greatest strength was learning how to create your own website and even though the website might not intend to end on that level, they still provide room for improvement.

30 - What improvements can be made in this class?

- I'd like to see more projects.
- Make an emphasis on performance in webpages, even just 1 lecture on the basics of bandwidth and latency etc
- The class should be in a smaller room because it does get really hard to hear the lecture when he walks to the other side. Fortunately he does post the lectures online so I was able to keep up with the class.
- More time on final project.
- Make lectures shorter and allow more time for in class work time.
- There NEEDS to be a test-out opportunity. Lectures were delayed and class time was a bit wasted with anecdotal, needless comments by students who were way to advanced to be taking the beginner's course. As a student who had no prior knowledge going into web-design, it was frustrating to sit through comments about advanced methods and personal preferences.
- If possible, more class time for hands-on work would be beneficial.
- Not so many assignments to turn in so fast.
- N/A
- no suggestions
- Dr. Rush, hire another grader please. Most of the assignments are not turned back in a timely manner because it's a slow and exhausting process just to wait for assignments to get back. On the other hand, quizzes and exams are graded quickly and shows signs of improvements by looking at them. Also, reduce the amount of quizzes and give out extra instructions for homework assignments because the book is completely vague.

UNC - Monfort College of Business

Spring 2017 Face to Face

Course: BACS200-010: BACS200-010 Web Design Dev Small Bus-BACS200-010

Instructor: Daniel Rush *

| 31 - Other comments? |
|---|
| <ul style="list-style-type: none">• None to be had. Dr Rush is a good professor.• He is a good teacher, always available to help, and give you plenty of class time to work on the assignments.• Best professor I've ever had.• Professor Rush was great. He was always prepared, answered questions to the best of his ability, and made himself as available as possible to help with any issues.• n/a• Dr. Rush is a great professor. I love the recordings of the class because it helps me go through the homework and make it look easy. I wanted to take BACS300 with you next semester but unfortunately, this is not going to happen. So thanks Rush! |